

**PRODUCT
SPECIFICATION**



*Microceptors shown on
optional UM-1200
Microceptor Mount*

Microceptor Antennas meet the need for an aesthetically pleasing antenna with a highly discriminative pattern

Microceptor[®] Antennas

Flat Planar Array Models for 2.1–2.7 GHz and 2.4–2.5 GHz

Designed to fill the need for a high performance antenna with a smaller, more attractive look, the Microceptor[®] meets the need for an aesthetically pleasing antenna with highly discriminative patterns.

The Microceptor is small, lightweight, unobtrusive, and concentrates the radiation away from the rear side of the antenna. This antenna offers an attractive solution for fixed subscriber and base station applications, as well as a high performance alternative to Yagi-style antennas. The Microceptor is an excellent choice for fixed data and telephony systems where user-specific content

drives cellular and sectorized system architectures. Both cosmetic covers and premise mounts are available.

Features:

- Low profile antenna
- Superior directivity, cross-pol and side-lobe rejection with high front-to-back ratio
- Lightweight with quick mount bracket

Benefits:

- High customer acceptance
- Ensures customer satisfaction
- Minimizes installation time

SPECIFICATIONS

Microceptor® Flat Planar Array Antennas

Electrical

Antenna Model Number	DL-2410/2412-x	DL-2122/2127/2400/2402-x	QD-2122/2127/2400/2402-x
Gain (dBi)	11 ±1 dB	13 ±1 dB	16 ±1 dB
Polarization isolation, dB	>25	>25	>30
Sidelobe suppression, dB	>17	>17	>17
-3 dB beamwidth, (° Vr:° Hz)	75:27	47:27	27:27
-10 dB beamwidth, (° Vr:° Hz)	138:48	89:46	47:47
Front/back ratio, dB	>25	>25	>30
Impedance, ohms	50	50	50
VSWR typical	1.5:1	1.5:1	1.5:1

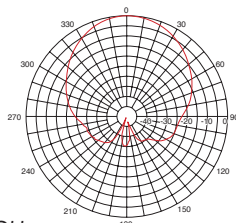
Mechanical

Antenna Model Number	DL-2410/2412-x	DL-2122/2127/2400/2402-x	QD-2122/2127/2400/2402-x
Output connector	"N" type female	"N" type female	"N" type female
Mounting, in (m)	1-2 (.025-.05) O.D. pipe	1-2 (.025-.05) O.D. pipe	1-2 (.025-.05) O.D. pipe
Vertical tilt	0-60° (optional)	0-60° (optional)	0-60° (optional)
Operational wind load	75 mph, 25 lb (11.34 kg)	75 mph, 25 lb (11.34 kg)	75 mph, 39.4 lb (17.87 kg)
Survivable wind load	140 mph, 49.4 lb (22.4 kg)	140 mph, 49.4 lb (22.4 kg)	140 mph, 77 lb (34.92 kg)
Radome	ABS	ABS	ABS
Reflector type	Planar array	Planar array	Planar array
Reflector material	Aluminum	Aluminum	Aluminum
Dimensions, in (m)	7.5 x 11 (.19 x .28)	7.5 x 11 (.19 x .28)	10.75 x 11 (.267 x .28)
Weight - Antenna, lb (kg)	1.4 (.64)	1.4 (.64)	2 (.91)
Weight - Mount, lb (kg)	1 (.45)	1 (.45)	1 (.45)

Ordering Information

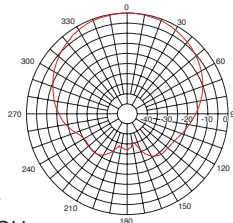
Frequency band, MHz	Gain, dBi	With tilt Type No.	Without tilt Type No.	Packaging
2100-2700	13	DL-2122	DL-2127	DL-xxxx-1 (1 per)
2100-2700	16	QD-2122	QD-2127	DL-xxxx-10 (10 per)
2400-2500	11	DL-2412	DL-2410	
2400-2500	13	DL-2402	DL-2400	QD-xxxx-1 (1 per)
2400-2500	16	QD-2402	QD-2400	QD-xxxx-10 (10 per)

Azimuth Patterns



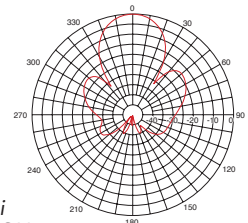
DL-2400

Gain = 13.22 dBi
 Frequency = 2.4 GHz
 10 dB BW = 94.5 Degrees
 3 dB BW = 47.2 Degrees



DL-2410

Gain = 11.24 dBi
 Frequency = 2.4 GHz
 10 dB BW = 138.2 Degrees
 3 dB BW = 76.1 Degrees



QD-2400

Gain = 15.41 dBi
 Frequency = 2.5 GHz
 10 dB BW = 47.3 Degrees
 3 dB BW = 26.4 Degrees



One Company. A World of Solutions.

Andrew Corporation
 10500 W. 153rd Street
 Orland Park, IL 60462 USA

Customer Support Center
 From North America
 Telephone: 1-800-255-1479
 Fax: 1-800-349-5444

International
 Telephone: +1-708-873-2307
 Fax: +1-708-349-5444

Internet: www.andrew.com

All designs, specifications, and availabilities of products and services presented in this bulletin are subject to change without notice.

Bulletin PA-100225-EN (12/04)
 © 2004 Andrew Corporation, Orland Park, IL 60462 USA