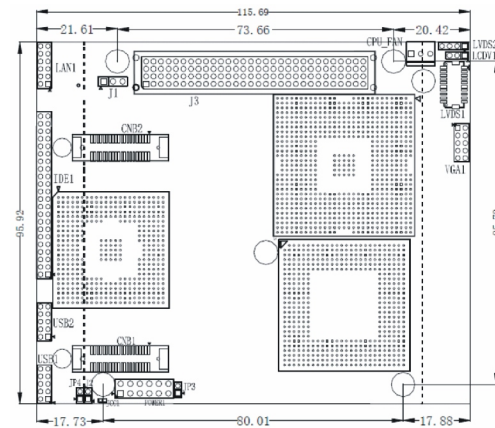




# 104-1712CLDN

PC/104 SBC with CPU and LCD/VGA/SSD/LAN/COM



## Features

- Onboard Intel® ULV Celeron® M 600MHz CPU
- Onboard 256MB DDR memory
- Supports VGA+18/24-bit TFT LVDS dual display
- PCI-104 expansion bus
- Two board designed

## Specifications

### System

Processor	Onboard Intel® ULV Celeron® M 600MHz CPU. Supports DLV Celeron 800M/1G, Petium-M 1.4G, optional
Chipset	Intel® 852GM + ICH4
Memory	Onboard 256MB DDR DRAM, 512MB optional
Hardware Monitor	Monitors CPU temperature, voltage and fan speed
Watchdog Timer	1~255 sec./min. timer system reset or interrupt, setup by software
Expansion Interface	PCI-104 Bus

### Storage

IDE	1 x ATA 100 port, supporting 2 x IDE device
Serial ATA	N/A
Floppy	N/A
CompactFlash	1 x CompactFlash socket
DOC/DOM	N/A

### I/O Interface

USB	4 x USB2.0 port
Serial Port	1 x RS-232, 1 x RS232/RS422/RS485
Parallel Port	1 x LPT
CAN	N/A
GPIO	N/A
Audio	N/A

### Display

Display Controller	Integrated in system chip Intel® 852GM
Display Memory	64MB shared memory
Resolution	N/A
Dual Display	Supports VGA+LVDS dual display

### Ethernet

Ethernet Controller	Intel EP82562ET
Speed	10/100Mbps
Connector Interface	1 x RJ45

### Mechanical and Environmental

Dimensions	116mm x 96mm
Operating Temperature	-40°C~75°C
Storage Temperature	N/A
Operating Humidity	5%-90%, non-condensing

### Power

Power Supply	+5V and +12V AT power supply or ATX power supply
Power Consumption	Typical 8.96W (Celeron®-M 600MHz CPU, 256MB memory)

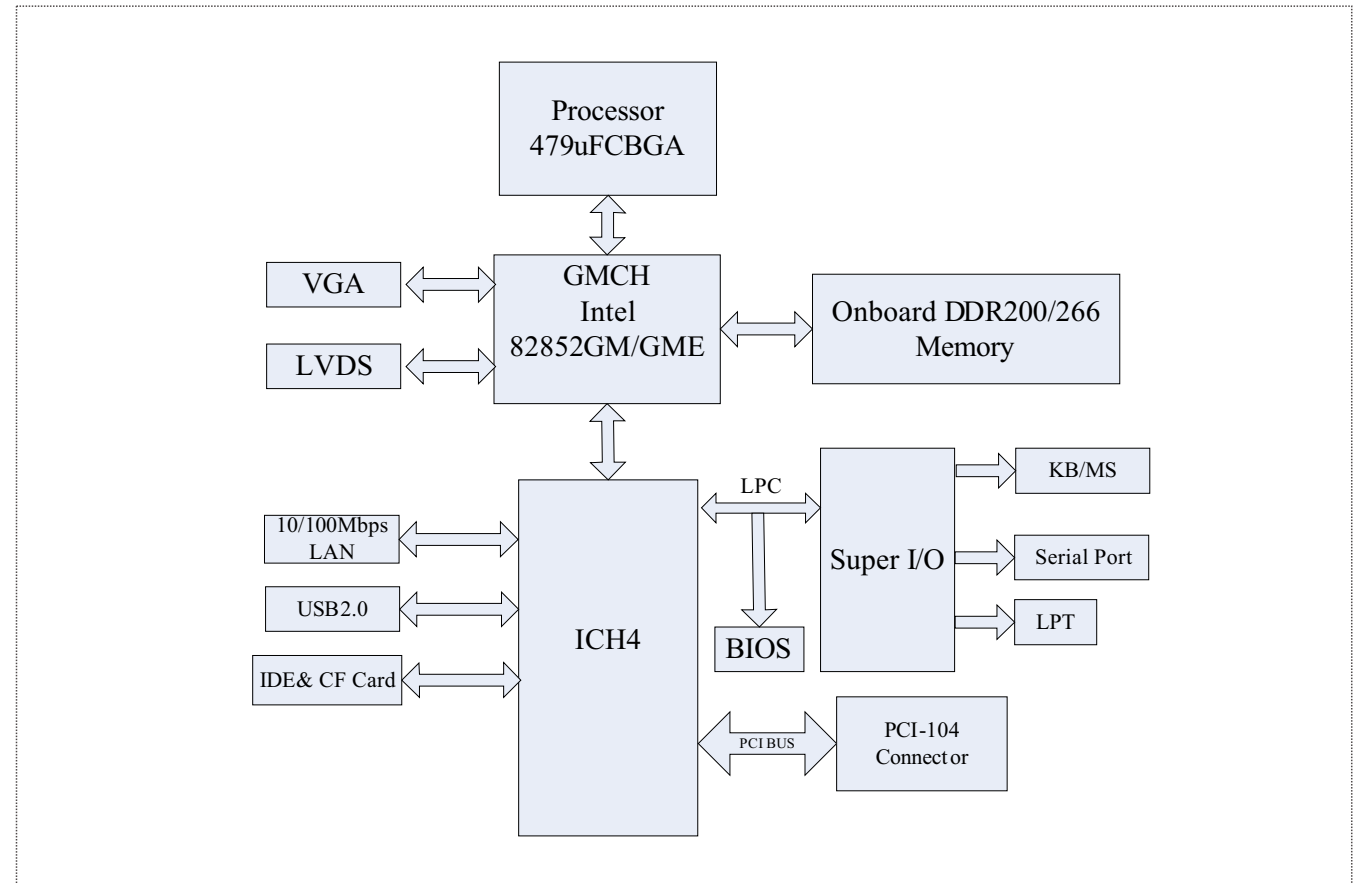
### Operating System

Windows OS	Windows 98SE/Windows2000/Windows XP
Embedded OS	Linux/XP Embedded

### Certification

CE, RoHS

## Board Diagram



## Available Accessories

Part Number	Name	Description	Qty.
—	Driver CD/Protective film/RoHS	104-1712CLDN	1
2360-008781	HDD cable/RoHS	40 Pin to 44 Pin (2.0mm pitch), length: 550mm/RoHS	1
2360-011221	Parallel port cable/RoHS	DB25 connector to 2x13 Pin connector (2.0mm pitch), length: 300mm/RoHS	1
2360-011231	Serial port cable/RoHS	DB9 connector to 2x5 Pin connector (2.0mm pitch), length: 300mm/RoHS	2
2360-012641	VGA cable/RoHS	VGA connector to 2x5 Pin connector (2.0mm pitch), length: 300mm/RoHS	1
2360-012651	Power cable/RoHS	One male power 4 Pin (5.08mm pitch) connector to 2x5 Pin, length: 250mm/RoHS	1
2360-014781	Dual USB ports with bracket/RoHS	Two USB ports to one 2x5 Pin connector (2.0mm pitch), length: 550mm/RoHS	2
2360-017471	Parallel flat cable/RoHS	Two ports 2x6 Pin connector (2.0mm pitch), length: 250mm	1
2360-017481	Multi-functional converter cable/RoHS	Buzzer reset button dual PS/2 connectors to 2x5 Pin 2.0mm pitch female connector, length: 250mm	1
—	Setup Guide/RoHS	AMI/BIOS Setup Guide (for CORE8)	1
—	User's Manual/RoHS	104-1712CLDN	1

## Ordering Information

Part Number	Model Number	Description
0030-001060	104-1712CLDN	Motherboard
0030-010431	104-1712CLDN/TB/Conformal coating	Motherboard/RoHS/TB/Conformal coating
0030-004470	104-1712CLDN/Conformal coating	Motherboard/Conformal coating