

# [Table of Contents]

ISO 9001 & ISO 14001 Certified Company since 1994 & 1997 respectively

3	5	7	11	15	23	26	29																								
4	6	8	9	10	12	13	14																								
Overview				Total Quality Assurance				Star Product Highlight				Single Board Computers Selection Guide				Compact Boards				Media PCs				LPX-size SBCs				SubCompact Boards			
				<p>16 <b>PCM-7890</b> Slot 1 Compact Board with LCD, Ethernet, Audio, &amp; 4 COMs</p>				<p>24 <b>PCM-4898 [NEW]</b> NS Geode Media PC with LCD, Audio, TV Out, LAN, LVDS, 4 COMs, &amp; 4 D I/O</p>				<p>27 <b>MB-668 [NEW]</b> Socket 370 LPX Board with LCD, LAN, Audio, &amp; 4 COMs</p>				<p>30 <b>Gene-4310 [NEW]</b> NS Geode GXIV SubCompact Board with LCD, LVDS, Ethernet, &amp; Audio</p>															
				<p>17 <b>PCM-6890B [NEW]</b> FC/Socket 370 Compact Board with LCD, Ethernet, Audio, &amp; 4 COMs</p>				<p>25 <b>PCM-4897 [NEW]</b> NS Geode Media PC with LCD, Audio, TV Out, &amp; 2 COMs</p>				<p>28 <b>MB-562</b> Socket 7 LPX Board with LCD, Ethernet, Audio, &amp; 4 COMs</p>																			
				<p>18 <b>PCM-6890</b> Socket 370 Compact Board with LCD, Ethernet, Audio, &amp; 4 COMs</p>																											
				<p>19 <b>PCM-5896</b> Super 7 Compact Board with LCD, Ethernet, Audio, &amp; 4 COMs</p>																											
				<p>20 <b>PCM-4896</b> NS Geode Compact Board with LCD, Ethernet, Audio, 4 COMs, &amp; 4 D I/O</p>																											
				<p>21 <b>PCM-4896L</b> NS Geode Compact Board with LCD, Ethernet, Audio, 4 COMs, &amp; 4 D I/O</p>																											
				<p>22 <b>PCM-4894</b> 486DX5-133 Compact Board with LCD, Ethernet, 4 COMs, &amp; 4 D I/O</p>																											

Full-size CPU Cards

Half-size CPU Cards

PC/104 Modules

Peripherals

Passive Backplanes

Product Dimensions

Ordering Information

Web Support

31

36

45

53

59

63

67

72

- 32 **SBC-770**  
Slot 1 Full-size CPU Card with LCD, Ethernet, High Drive, & SSD
- 33 **SBC-675 [NEW]**  
Socket 370 Full-size CPU Card with LCD, Ethernet, High Drive, & SSD
- 34 **SBC-598**  
Socket 7 Full-size CPU Card with VGA, High Drive, & SSD
- 35 **SBC-597**  
Super 7 Full-size CPU Card with LCD, Ethernet, High Drive, & SSD

- 37 **SBC-658 [NEW]**  
FC/Socket 370 Half-size CPU Card with LCD, Ethernet, & SSD
- 38 **SBC-656 [NEW]**  
Socket 370 Half-size CPU Card with LCD, Ethernet, & SSD
- 39 **SBC-558 [NEW]**  
Intel Tillamook MMX Half-size CPU Card with LCD, Ethernet, SSD, & PC/104 Plus
- 40 **SBC-557 [NEW]**  
Super 7 Half-size CPU Card with LCD, Ethernet, & SSD
- 41 **SBC-556/L**  
Socket 7 Half-size CPU Card with LCD, Ethernet, & SSD
- 42 **SBC-456/E**  
486DX5-133 Half-size CPU Card with LCD, Ethernet, & SSD
- 43 **SBC-411/E**  
486DX5-133 Half-size CPU Card with Ethernet & SSD
- 44 **SBC-357/4M**  
386SX-40 Half-size CPU Card with LCD, SSD, & 4 COMs

- 46 **PCM-4335**  
STPC Client DX-66 PC/104 CPU Module with LCD & SSD
- 47 **PCM-3336 [NEW]**  
386SX-40 PC/104 CPU Module with LCD & SSD
- 48 **PCM-3115B**  
PCMCIA Module (Two-slot)
- 48 **PCM-3116**  
PC/104 PCMCIA/Compact Flash (ATA) to IDE Module
- 49 **PCM-5600 [NEW]**  
PC/104 56K Fax/Modem Module
- 49 **PCM-3610**  
PC/104 Isolated RS-232/422/485 Module
- 50 **PCM-3640**  
PC/104 4-port RS-232 Module
- 50 **PCM-3660**  
PC/104 Ethernet Module
- 51 **PCM-3718H [NEW]**  
12-bit DAS Module with Programmable Gain
- 51 **PCM-3724**  
48-channel DIO Module
- 52 **PCM-3840**  
DiskOnChip 2000 Flash Disk Module
- 52 **PCM-P50/N**  
PC/104 Vehicle Power Supply Module

- 54 **PCM-10560-2**  
Riser Card with PCI and ISA slots for PCM-4894/MB-562
- 54 **PCM-10560-3**  
Riser Card with PCI and ISA slots for PCM-4897/4898
- 55 **PCM-10589-2,10589-3**  
PCI Riser Card for PCM-4896L/4896/5896/6890/6890B/7890
- 55 **PCM-10489-1**  
Wiring Kit for PCM-4894
- 54 **PCM-10489-4**  
Wiring Kit for PCM-4896L/4896/5896/6890/6890B/7890
- 54 **Cooling Fan Series**
- 57 **PCM-3524**  
LVDs Transmitter/Receiver Module
- 57 **PCM-3526**  
Rear Panel Adaptor Kit
- 58 **PCM-3528**  
Memory Device DiskOnChip® (TSOP)
- 58 **DiskOnChip**  
M-Systems DiskOnChip®

# AAEON

AAEON is a manufacturer and OEM/ODM supplier focused on Embedded PCs. Having achieved ISO-9001 and ISO-14001 certification since 1994 and 1997 respectively and later becoming a stock-listed company in 1999, AAEON continues to earn numerous citations for its remarkable contribution to the industry, including 3 Symbol of Excellence Awards and the country's Eighth Annual Outstanding Business Award.



AAEON's market spans a broad range of embedded control industries including POS, Information KIOSK, Medical Equipment, Gaming, Factory Automation, Education Terminal, Mobile Computing, Telecommunications, and more.

**The full range of AAEON products includes:**

- Embedded Single Board Computers
  - Compact Board Series (5.25" FDD-size)
  - LPX-size Single Board Computers
  - Media PC Series
  - SubCompact Board Series (3.5" FDD-size)
- PC/104 Modules and Peripherals
- Passive Backplanes
- Industrial Slot PCs
  - Full-size CPU Cards
  - Half-size ISA/PISA CPU Cards
- Microbox Industrial PC Chassis
- Rackmount Chassis

With its presence in each of the major markets around the world, AAEON is positioned to grow well into the year 2000 and beyond.

→ **Faster Time-to-Market**

In the highly competitive world of design engineering, a short time-to-market often determines your success. Our Embedded PCs have the most desired features already built-in, thus saving you valuable time in developing your product without unnecessary customization or re-design. With our worldwide experience in developing the most stable Embedded PCs, you are also assured of the best performance from your system without having any frustrating problems.

→ **All-in-One Embedded PC Customization**

We can tailor the board in a way that meets your exact specifications, no more and no less. By board customization, commonly called de-population, we can significantly lower your overall cost for the system and just as importantly, allow you to bring your product to market at the shortest time possible.

Today, many applications require 100% stability and precision. A customized BIOS is often the key to this specification. At AAEON, we have a dedicated BIOS team who can customize the BIOS specifically for your project, allowing your system to run at top performance and with the best tolerance for error.

→ **Best price/performance value you can get**

Designing products based on your requirements, AAEON gives you the features you need at a price you can afford. Our philosophy of passing on manufacturing savings to the customers assures you of the best value for Embedded PCs.

→ **Quality manufacturing and testing facilities**

AAEON's SMT assembly lines, DIP assembly lines, wave solder, the visual inspection and packaging system assure you of unmatched reliability. Our heavy investment in testing equipment and facilities includes in-house temperature/humidity chambers, an EMC test room and QA laboratory, ensuring that AAEON products meet your environmental concerns.

→ **Online service support**

With AAEON's homepage, you can get all of the information you need. We have a frequently asked questions (FAQ) knowledge database to help customers know about the products. We also have a "download" section for customers to download useful information such as User's Manuals, Utilities & Drivers, Press Releases, Product Catalogue info, LCD Mapping Table, Product Image Files, and the latest BIOS's.


# [ Total Quality Assurance ]

ISO 9001 & ISO 14001 Certified Company since 1994 & 1997 respectively

1 Customer Requirements

2 New Product Development Procedures ( NPD )

3 Incoming Quality Control



**\* Procedure**

**\* Procedure**

1. Product Planning
2. Product Development
3. Quality Control

Material Inspection

**\* Test**

1. EMC/Safety Test
2. Compatibility Test
3. Reliability Test
4. Environmental Test
5. Transportation Test



(P1) Marketing Proposal Phase	(P2) R&D Design Phase	(P3) Design Verification Test	(P4) Manufacture Verification Test	(P5) Quality Verification Test
(C1) Marketing Function	(C2) -Test plan -Design Review -PCB layout	(C3) -Compatibility Test -Stability Test -Margin Test	(C4) -MTBF -EMC Test -Safety Test -Environmental Test	(C5) -Trouble Shooting -Analysis Report -Burn-in Analysis Report



# In-process Quality Control

4

# Final Quality Control

5

# Service & Support

6



### \* Procedure

- 1. SMT
- 2. DIP
- 3. Booting Test
- 4. 60°C Dynamic Burn-in
- 5. Function Test
- 6. Packing



- 1. FQC
- 2. Stocking




- 1. 24-hour response policy for all customer inquiries
- 2. Two-Year product warranty
- 3. Customer complaint handling
- 4. Stock spare parts for both existing and discontinued products
- 5. Online customer support services
  - Technical manuals
  - Technical notes
  - FAQ
  - LCD mapping table list
  - LCD support list



# PCM-4897

The Ultimate Solution to Outstanding Computing Performance



Designed to achieve an outstanding computing performance, the PCM-4897 is equipped with an all-in-one multimedia NS Geode processor-based single board computer with an integrated audio and video controller, a PCI Flat Panel controller, and one PISA expansion slot. This "Media PC" not only provides a full range of popular features but is also equipped with standard external connectors on one edge for easy integration and assembly.

## → A Compact Unit at an Invariably Low Cost

With a dimension of only 6.378" x 7.87", the PCM-4897 is a compact unit that offers all the functions of a single board industrial computer. Its onboard features include two serial ports, one multi-mode parallel (ECP/EPP/SPP) port, connector for two USB (Universal Serial Bus) ports, a floppy drive controller, and a keyboard/PS/2 mouse interface. The built-in high speed PCI IDE controller supports Ultra DMA/33 mode. Up to two IDE devices can be connected, including large hard disks, CD-ROM drives, and tape backup drives, among others.

## → Reduced Power Consumption

The PCM-4897 also features power management to minimize power consumption. It complies with the ACPI standard and supports two types of power saving features: Doze mode & Standby mode. The board's watchdog timer automatically resets the system or would generate an interrupt in case the system stops due to a program bug or EMI.


The PCM-4897 is a highly integrated multimedia SBC that combines audio, video, and TV-Output functions on a CD-ROM drive-size single computer board. It provides 16-bit full-duplex, integrated 3D audio and up to 1024 x 768 resolution at 64K colors. Major onboard devices adopt PCI technology to achieve outstanding computing performance.

Star Product Highlight


ISO 9001 & ISO 14001 Certified Company since 1994 & 1997 respectively

# The **SBC-558**

offers a Compact Solution for a Broad Range of Applications



With Intel's Tillamook Pentium 266 MHz CPU onboard, the SBC-558 packs the necessary punch for a wide range of mid- to high-end applications. The Tillamook is low on power consumption and gives off less heat than other processors in its league. Heat dissipation is provided through a heatsink and no fan is required, allowing for an extremely "quiet" board that is suitable in fields including medical equipment, automation, telecommunication, and security systems.



## The **SBC-675**

offers great performance at a right price

Running on the latest Intel Celeron processor repackaged for embedded applications, the full-size SBC-675 CPU card takes full advantage of Intel's Socket 370 low-profile processor to offer Pentium II performance, supporting between 233MHz to 500MHz. Its performance and form factor provide embedded system engineers with the best cost and performance solution.

### → All Intel Solution

The SBC-558's allIntel solution is your assurance for quality and dependability. This includes the 430TX chipset, 82559ER Ethernet controller, and a 144-pin SODIMM socket allowing for up to 128 MB of memory to be installed.

### → Low on Maintenance, high on Performance

The half-size SBC-558 employs a PC/104 plus modular system architecture providing PCI bus function as well as a compact and rugged design for building process control and embedded systems. The board is extremely easy to integrate to provide an overall low-maintenance solution.

### → Ideal solution for developing key applications

The SBC-675 features a built-in VGA/LCD controller, an Ethernet interface, a High Drive Function and a socket for the DiskOnChip Flash Disk. These features highlight the SBC-675 as an ideal solution for system integrators to build essential applications such as networking, telecommunications, and the rapidly growing number of CTI (Computer Telephony Integration) systems.

### → Getting fast, getting it right


The SBC-675 is equipped with 100Base-T Fast Ethernet that provides the means to get straight onto a LAN (Local Area Network), allowing you to avail of its Fast Ethernet bandwidth. The SBC-675 also comes with a C&T69000 LCD controller that supports 36-bit TFT panels and a high drive design to enhance the ISA driving capacity.



What the high-end market needs, the

# PCM-6890B

aims to deliver



Ideal for demanding multimedia and networking applications alike, the PCM-6890B offers a powerful solution that covers a whole range of applications including multimedia kiosks, retail and financial terminals, gaming machines, and all the other high-end embedded applications.

#### → Reaching for Your Vision

The PCM-6890B's C&T 69000 video controller can display resolutions of up to 1024 x 768 at a 64K color depth with 2MB of built-in video RAM. Moreover, this chipset supports both CRT and flat panel display simultaneously.

#### → Sounds Just Right

To give you just the right sound, the PCM-6890B comes with ESS Solo-1 PCI 3D audio chipset. The Solo-1 produces SoundBlaster-compatible 3D audio with full-duplex support as well as Microsoft DirectSound and DirectSound 3D audio technology support.

#### → All the Right Connections

Intel's 82559ER 10/100 Base-T controller provides the means to get straight onto a LAN (Local Area Network). All you need is to hook up to the RJ-45 connector to avail of 100 Mbps of Fast Ethernet bandwidth.

#### → Soaring Clock Speeds


Equipped with Intel's latest Socket 370 architecture, upgrading your system can never be easier! The PCM-6890B is fully compatible with all PPGA-370 and FC-370 (Flip Chip 370-pin) CPUs, from low-cost 300MHz Celeron to high-performance 700MHz Pentium III (Coppermine). With support of up to 100MHz system front-side bus, the PCM-6890B is guaranteed to meet your high-speed computing demands now and into the new millennium.

Star Product Highlight

ISO 9001 & ISO 14001 Certified Company since 1994 & 1997 respectively

# Gene-4310

SubCompact-size Low Power CPU for High-speed Computing Demands



Running on a NS Geode 233MHz Low Power CPU, the Gene-4310 is ideal for demanding multimedia and networking applications alike. This board has a ultra compact dimension of only 150mm x 100mm.

The Gene-4310 is equipped with a NS Cx5530 chipset, an Intel 82559ER Ethernet interface, an on-board 144-pin SODIMM socket allowing for up to 128MB of SDRAM to be installed, and an SSD socket that supports Compact Flashdisk.

It supports non-interlaced CRT and up to 18-bit TFT LCD displays. Its integrated AC-97 2.0 SoundBlaster compatible audio supports Microsoft DirectSound and DirectSound 3D audio technology in two-speaker mode. Moreover, this board comes with a LVDS interface that supports 18-bit panel signal over a 10-meter cable for fast long-distance transmission.

## → Simultaneous display and 3D audio technology

The Gene-4310 is also equipped with 100Base-T Fast Ethernet that provides the means to get straight onto a LAN (Local Area Network), allowing you to avail of its Fast Ethernet bandwidth.



## PCM-4335

offers value at its best with low power 486 PC/104 Module

The PCM-4335 is a highly integrated PC/104 module that is equipped with SGS Thompson's newly developed STPC Client which integrates the DX-66 processing power to its system chipset. This enables the module to consume less power than any other 486 level boards on the market today.

## → Supports all standard peripherals and more

The PCM-4335 is a complete 486 CPU card that runs on STPC Client DX-66. It supports not only all the standard peripherals like VGA, Enhanced IDE, FDD interface, one Parallel port, two Serial ports, but also the LCD display (TFT, DSTN, and MONO) simultaneously.

The board is also equipped with an onboard 144-pin SODIMM socket allowing for up to 128MB Fast Page or EDO DRAM to be installed, and a 32-pin DIP socket for SSD that supports M-systems DiskOnChip of up to 288MB.

The PCM-4335 is ideal for automatic control applications and applications needing a small form factor.

# S.B.C.

## Selection

## Guide

ISO 9001 & ISO 14001 Certified Company since 1994 & 1997 respectively

Form Factors		Compact Boards					
		PCM-7890	PCM-6890B	PCM-6890	PCM-5896	PCM-4896	PCM-4896L
Model			<b>[NEW]</b> 				
<b>Dimensions</b>		8"(L) x 5.75"(W)	8"(L) x 5.75"(W)	8"(L) x 5.75"(W)	8"(L) x 5.75"(W)	8"(L) x 5.75"(W)	8"(L) x 5.75"(W)
<b>Bus Interface</b>		N/A	N/A	N/A	N/A	N/A	N/A
<b>CPU</b>		Pentium II/III (Slot 1)	P III/Celeron (FC/Socket 370)	Celeron (Socket 370)	Pentium MMX Tillamook AMD K6-2/3 Cyrix M2	NS Geode GX	NS Geode GX
<b>Chipset</b>		Intel 440BX	Intel 440BX	Intel 440BX	Ali 1541/1543	NS Cx5530	NS Cx5530
<b>L2 Cache</b>		CPU built-in	CPU built-in	CPU built-in	512 KB	N/A	N/A
<b>Max. DRAM (SIMM or DIMM)</b>		256 MB (DIMM)	256 MB (DIMM)	256 MB (DIMM)	256 MB (DIMM)	128 MB (DIMM)	128 MB (DIMM)
<b>Solid State Disk Support</b>		DiskOnChip	DiskOnChip	DiskOnChip	DiskOnChip	DiskOnChip	DiskOnChip
<b>BIOS</b>		Award	Award	Award	Award	Award	Award
<b>H/W Status Monitoring</b>		Yes	Yes	Yes	Yes	Yes	Yes
<b>LCD Controller</b>		C&T 69000	C&T 69000	C&T 69000	C&T 69000	C&T 69000	NS Cx5530
<b>CRT Controller</b>		C&T 69000	C&T 69000	C&T 69000	C&T 69000	C&T 69000	NS Cx5530
<b>VGA Memory</b>		2 MB	2 MB	2 MB	2 MB	2 MB	4 MB UMA
<b>Ethernet Interface</b>		10/100Base-T	10/100Base-T	10/100Base-T	10/100Base-T	10/100Base-T	10/100Base-T
<b>Audio</b>		Yes	Yes	Yes	Yes	Yes	Yes
<b>Serial COM</b>	RS-232	3	3	3	3	3	3
<b>Ports</b>	RS-232/422/485	1	1	1	1	1	1
<b>Parallel</b>		1	1	1	1	1	1
<b>HDD Interface</b>		UDMA33 x 1	UDMA33 x 1	UDMA33 x 1	UDMA33 x 1	UDMA33 x 1	UDMA33 x 1
<b>USB Port</b>		2	2	2	2	2	2
<b>FDD storage</b>		2	2	2	2	2	2
<b>Power Requirements</b>		+5V & +12V	+5V	+5V & +12V	+5V & +12V	+5V & +12V	+5V
<b>Expansion Slot</b>		PCI, PC/104	PCI, PC/104	PCI, PC/104	PCI, PC/104	PCI, PC/104	PCI, PC/104
<b>Watchdog Timer</b>		32 sec.-254.5 min.	32 sec.-254.5 min.	32 sec.-254.5 min.	2-255 sec.	2-255 sec.	2-255 sec.
<b>Special Feature</b>		N/A	N/A	N/A	N/A	Digital I/O	Digital I/O
<b>Power Saving</b>		Yes	Yes	Yes	Yes	Yes	Yes
<b>CE Certification</b>		Yes	Yes	Yes	Yes	Yes	Yes
<b>FCC Certification</b>		Yes	Yes	Yes	Yes	Yes	Yes
<b>Power Supply Type</b>		ATX	ATX	ATX	ATX	ATX	ATX

Note: For more details on power consumption, please check out our website from time to time

	Media PCs		LPX-size SBCs			SubCompact Boards	Full-Size CPU Cards
	PCM-4894	PCM-4898	PCM-4897	MB-668	MB-562	Gene-4310	SBC-770
		<b>[NEW]</b>  Available in Q3	<b>[NEW]</b> 	<b>[NEW]</b>  Available in Q4		<b>[NEW]</b> 	
	8"(L) x 5.75"(W)	7.95"(L) x 6.4"(W)	7.95"(L) x 6.4"(W)	8.9"(L) x 8.7"(W)	8.9"(L) x 8.7"(W)	5.75"(L) x 4"(W)	13.3"(L) x 4.8"(W)
	N/A	N/A	N/A	N/A	N/A	N/A	PICMG 2.0
	AMD 486DX5-133	NS Geode GXIV	NS Geode GX	Celeron (Socket 370)	Pentium MMX AMD K6/6-2 Cyrrix M2	NS BGA Geode GXIV	Pentium II/III (Slot 1)
	Ali1487/1489	NS Cx5530	NS Cx5530	Intel BX	SiS 5582	NS Cx5530	Intel 440BX
	128KB	N/A	N/A	CPU built-in	512 KB	N/A	CPU built-in
	128 MB (SIMM)	128 MB (DIMM)	128 MB (DIMM)	512 MB (DIMM)	256 MB (DIMM/SIMM)	128MB (SODIMM)	768 MB (DIMM)
	DiskOnChip	DiskOnChip	DiskOnChip	DiskOnChip	DiskOnChip	Compact Flash	DiskOnChip
	Award	Award	Award	Award	Award	Award	Award
	No	No	Yes	Yes	No	Yes	Yes
	C&T 65550	NS Cx5530	NS Cx5530	C&T 69000	C&T 65550	NS Cx5530	C&T 69000
	C&T 65550	NS Cx5530	NS Cx5530	C&T 69000	C&T 65550	NS Cx5530	C&T 69000
	2 MB	4 MB UMA	4 MB UMA	2 MB	2 MB	4 MB UMA	2 MB
	10Base-T	10/100Base-T	N/A	10/100Base-T	10Base-T	10/100Base-T	10/100Base-T
	No	Yes	Yes	Yes	Yes	Yes	No
	3	3	2	3	3	1	1
	1	1	N/A	1	1	1	1
	1	1	1	1	1	1	1
	EIDE x 1	UDMA33 x 1	UDMA33 x 1	UDMA33 x 2	UDMA33 x 2	UDMA33 x 1	UDMA33 x 2
	N/A	2	2	4	2	2	2
	2	2	2	2	2	2	2
	+5V & +12V	+5V & +12V	+5V & +12V, 3.3V, -12V	+5V & +12V	+5V & +12V	+5V	+5V & +12V
	PCI/ISA, PC/104	PCI/ISA * 1	PCI/ISA * 1	PCI/ISA * 1	PCI/ISA * 1	PC/104	N/A
	2-255 sec.	2-255 sec.	N/A	32 sec.-254.5 min.	2-255 sec.	15~3825 sec.	2-255 sec.
	Digital I/O	TV Out; D I/O; LVDS	TV Output	N/A	N/A	LVDS	High Drive
	Yes	Yes	Yes	Yes	Yes	Yes	Yes
	Yes	Yes	Yes	Yes	Yes	Yes	Yes
	Yes	Yes	Yes	Yes	Yes	Yes	Yes
	AT	ATX	ATX	ATX	AT	AT	AT

# S.B.C.

## Selection

## Guide

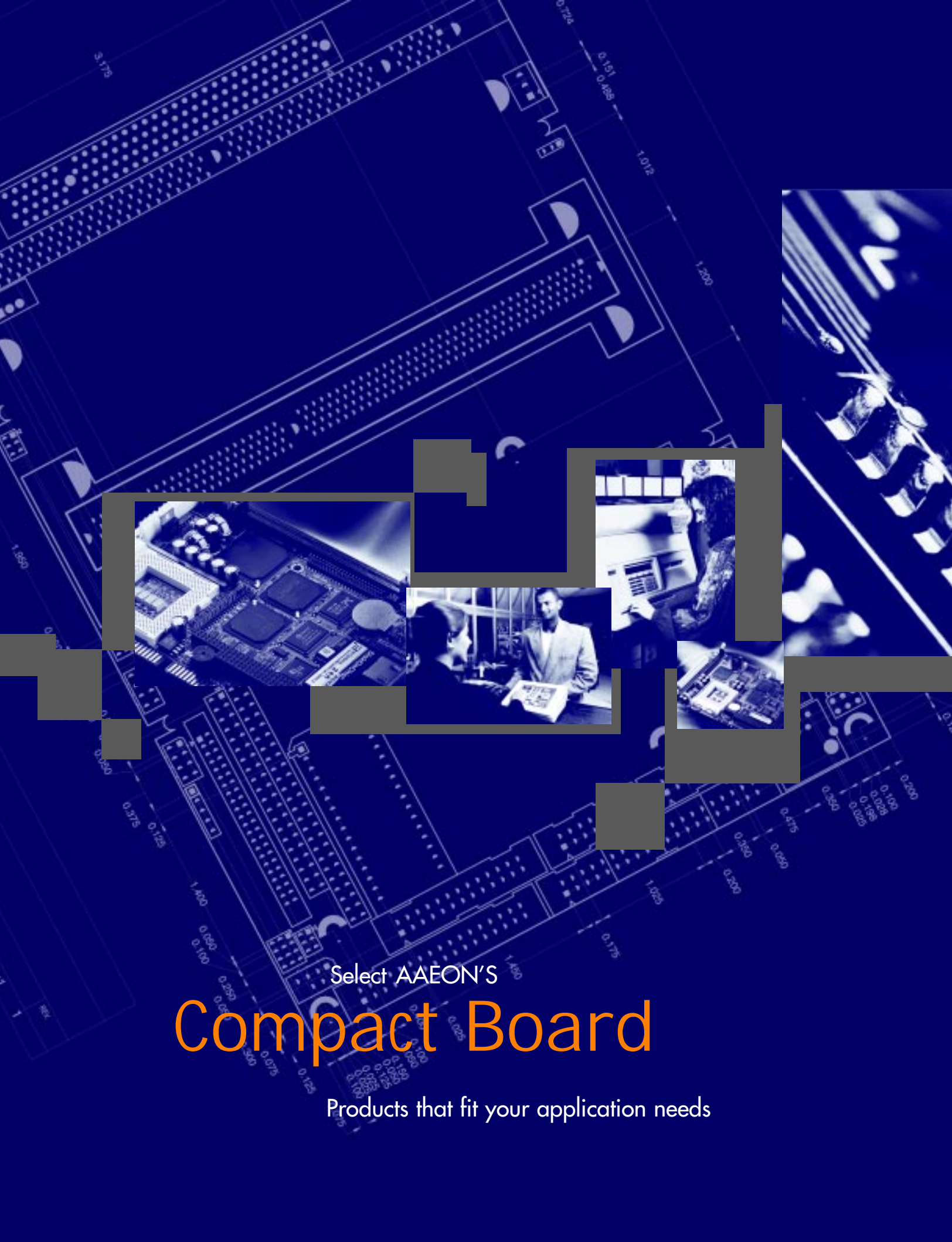
ISO 9001 & ISO 14001 Certified Company since 1994 & 1997 respectively

### Form Factors

Model	SBC-675	SBC-598	SBC-597	SBC-658	SBC-656	SBC-558
	[NEW] 			[NEW] 	[NEW] 	[NEW] 
<b>Dimensions</b>	13.3"(L) x 4.8"(W)	13.3"(L) x 4.8"(W)	13.3"(L) x 4.8"(W)	7.3"(L) x 4.8"(W)	7.3"(L) x 4.8"(W)	7.3"(L) x 4.8"(W)
<b>Bus Interface</b>	PICMG 2.0	PICMG 2.0	PICMG 2.0	PISA	ISA	ISA
<b>CPU</b>	Celeron (Socket370)	Pentium MMX AMD K6/K6-2 Cyrrix M2	Pentium MMX Tillamook AMD K6/K6-2/K6-3	P III/Celeron (FC/Socket 370)	Celeron (Socket 370)	Tillamook
<b>Chipset</b>	Intel 440BX	SiS5598	ALi 1541/1543	Intel 440 BX	Intel 440 BX	Intel 430 TX
<b>L2 Cache</b>	CPU built-in	512 KB	512 KB	CPU built-in	CPU built-in	512 KB
<b>Max. DRAM (SIMM or DIMM)</b>	768 MB (DIMM)	256 MB (DIMM)/512 MB(SIMM)	768 MB (DIMM)	256 MB (DIMM)	256 MB (DIMM)	128 MB (SODIMM)
<b>Solid State Disk Support</b>	DiskOnChip	DiskOnChip	DiskOnChip	DiskOnChip	DiskOnChip	DiskOnChip
<b>BIOS</b>	Award	Award	Award	Award	Award	Award
<b>H/W Status Monitoring</b>	Yes	Yes	Yes	Yes	Yes	Yes
<b>LCD Controller</b>	C&T 69000	N/A	C&T 69000	C&T 69000	C&T 69000	C&T 69000
<b>CRT Controller</b>	C&T 69000	SiS 5598	C&T 69000	C&T 69000	C&T 69000	C&T 69000
<b>VGA Memory</b>	2 MB	4MB UMA	2 MB	2 MB	2 MB	2 MB
<b>Ethernet Interface</b>	10/100Base-T	N/A	10/100Base-T	10/100Base-T	10/100Base-T	10/100Base-T
<b>Audio</b>	No	No	No	No	No	No
<b>Serial COM</b>	RS-232	1	2	1	1	1
<b>Ports</b>	RS-232/422/485	1	N/A	1	1	1
<b>Parallel</b>	1	1	1	1	1	1
<b>HDD Interface</b>	UDMA33 x 2	UDMA33 x 2	UDMA33 x 2	UDMA33 x 1	UDMA33 x 1	UDMA33 x 1
<b>USB Port</b>	2	2	2	2	2	2
<b>FDD storage</b>	2	2	2	2	2	2
<b>Power Requirements</b>	+5V & +12V	+5V & +12V	+5V & +12V	+5V & +12V	+5V & +12V	+5V & +12V
<b>Expansion Slot</b>	N/A	N/A	N/A	PC/104	PC/104	PC/104 Plus
<b>Watchdog Timer</b>	2 sec.-255 sec.	2 sec.-128 min.	2 sec.-255 sec.	32 sec.-254.5 min.	32 sec.-254.5 min.	32 sec. - 245.5 min.
<b>Special Feature</b>	High Drive	High Drive	High Drive	N/A	N/A	N/A
<b>Power Saving</b>	Yes	Yes	Yes	Yes	Yes	Yes
<b>CE Certification</b>	Yes	Yes	Yes	Yes	Yes	Yes
<b>FCC Certification</b>	Yes	Yes	Yes	Yes	Yes	Yes
<b>Power Supply Type</b>	AT	AT	AT	AT	AT	AT

Note: For more details on power consumption, please check out our website from time to time

	SBC-557	SBC-556/L	SBC-456/E	SBC-411/E	SBC-357/AM	PC/104 Modules PCM-4335	PCM-3336
	<b>[NEW]</b> 						<b>[NEW]</b> 
	7.3"(L) x 4.8"(W)	7.3"(L) x 4.8"(W)	7.3"(L) x 4.8"(W)	7.3"(L) x 4.8"(W)	7.3"(L) x 4.8"(W)	3.55"(L) x 3.775"(W)	3.55"(L) x 3.775"(W)
	ISA	ISA	ISA	ISA	ISA	PC/104	PC/104
	Pentium MMX Tillamook AMD K6-2/3 Cyrix M2	Pentium MMX AMD K6/K6-2 Cyrix M2	AMD DX5-133	AMD DX5-133	Ali M6117C	STPC Client DX-66	M6117C
	Ali Aladin V	SiS 5582	Ali M1487/1489	Ali M1487/1489	Ali6117C	STPC Client	M6117C
	512 KB	512 KB	128 KB	128KB	N/A	N/A	N/A
	256 MB (DIMM)	128 MB (SIMM)	128 MB (SIMM)	64 MB (SIMM)	Up to 32 MB/4MB	128 MB (SODIMM)	2/4 MB FP DRAM
	DiskOnChip	DiskOnChip	DiskOnChip	DiskOnChip	DiskOnChip	DiskOnChip	DiskOnChip
	Award	Award	AMI	AMI	AMI	AMI	AMI
	Yes	No	No	No	No	No	No
	C&T 69000	C&T 69000	C&T 65550	N/A	C&T65545	C&T 69000	C&T 65545
	C&T 69000	C&T 69000	C&T 65550	N/A	C&T65545	C&T 69000	C&T 65545
	2 MB	2 MB	1 MB / 2 MB (Optional)	N/A	1 MB	2 MB	512 KB
	10/100Base-T	10/100Base-T	10Base-T	10Base-T(SBC-411E)	N/A	N/A	N/A
	No	No	No	No	No	No	No
	1	1	1	2	3	1	1
	1	1	1	N/A	1	1	1
	1	1	1	1	1	1	1
	UDMA33 x 1	UDMA33 x 1	EIDE x 1	EIDE x 1	EIDE x 1	EIDE x 1	EIDE x 1
	2	2	N/A	N/A	N/A	N/A	N/A
	2	2	2	2	2	2	2
	+5V & +12V	+5V & +12V	+5V	+5V	+5V	+5V	+5V
	PC/104	PC/104	PC/104	PC/104	PC/104	PC/104	PC/104
	2-255 sec.	2sec. - 128min.	2sec. - 128min.	2sec. - 128min.	30.5us - 512 sec.	16sec. - 127 min.	N/A
	OK	N/A	N/A	N/A	N/A	N/A	N/A
	Yes	Yes	Yes	Yes	Yes	Yes	Yes
	Yes	Yes	Yes	Yes	Yes	Yes	Yes
	Yes	Yes	Yes	Yes	Yes	Yes	Yes
	AT	AT	AT	AT	AT	AT	AT



Select AAEON'S

# Compact Board

Products that fit your application needs

# PCM-7890


Slot 1

Compact Board

with LCD, Ethernet, Audio, & 4 COMs

Pentium II/III

- |   |                                  |
|---|----------------------------------|
| ① Intel 440BX Chipset                   | ⑦ 10/100Base-T RJ-45 Connector   |
| ② 10/100Base-T Fast Ethernet Controller | ⑧ CRT Connector                  |
| ③ Creative ES1373 PCI 3D Audio Chip     | ⑨ RS-232 x 3, RS-232/422/485 x 1 |
| ④ C&T 69000 LCD Controller w/2MB SDRAM  | ⑩ Audio Interface                |
| ⑤ ATX Power Connector                   | ⑪ Parallel Port (EPP/ECP/SPP)    |
| ⑥ Flat Panel Display Connector          | ⑫ Socket for DiskOnChip®         |



## Features

- Supports Intel Slot 1 Pentium II/III CPU
- C&T69000 LCD controller supports 36-bit TFT Panels
- 10/100Base-T Fast Ethernet
- Integrated AC-97 2.0 (meets PC98™ Basic Audio spec.) SoundBlaster compatible PCI 3D Audio
- Supports DiskOnChip® (SSD) up to 288MB
- PC/104 expansion connector



## Specifications

### General Functions

<b>CPU</b>	Intel Slot 1 Pentium II/III CPUs (with system bus frequencies of 66/100MHz),
<b>CPU type</b>	Intel Slot 1
<b>BIOS</b>	Award 256KB FLASH BIOS
<b>Chipset</b>	Intel 440BX
<b>I/O Chipset</b>	ITE IT8661F/Winbond W83977TF. Fully 16-bit I/O decoded
<b>Memory</b>	Onboard one 168-pin DIMM socket supports up to 256 Mbytes SDRAM
<b>Enhanced IDE</b>	Supports two IDE devices. Supports Ultra DMA/33 mode with data transfer rate up to 33MB/sec.
<b>FDD interface</b>	Supports two floppy disk drives, 5.25" (360KB and 1.2MB) and/or 3.5" (720KB, 1.44MB, and 2.88MB)
<b>Parallel port</b>	One bi-directional parallel port. Supports SPP, ECP, and EPP modes
<b>Serial port</b>	Three RS-232 and one RS-232/422/485 serial port. Ports can be configured as COM1, COM2, COM3, COM4, or disabled individually. (16C550 equivalent)
<b>IR interface</b>	Supports one IrDA Tx/Rx Header
<b>KB/Mouse connector</b>	8-pin (4 x 2) connector supports PC/AT keyboard and PS/2 mouse
<b>USB connectors</b>	One 4 x 2 header onboard supports dual USB ports
<b>Battery</b>	Lithium battery for data retention
<b>Watchdog timer</b>	Can generate a system reset, IRQ15 or NMI. Software selectable time-out interval (32 sec.-254.5 min., 1 min./step)
<b>DMA</b>	7 DMA channels (8237 equivalent)
<b>Interrupt</b>	15 interrupt levels (8259 equivalent)
<b>Power management</b>	Supports ATX power supply (optional AT power adapter). Supports PC97 and modem ring-in functions. I/O peripheral devices support power saving and doze/standby/suspend modes
<b>H/W status monitoring</b>	Winbond W83781D H/W status monitoring IC supports power supply voltages and temperatures monitoring
<b>Flat Panel/CRT Interface</b>	
<b>Chipset</b>	C&T 69000

<b>Display memory</b>	Built-in 2MB SDRAM
<b>Display type</b>	Supports non-interlaced CRT and LCD (TFT, DSTN, and MONO) displays. Can display both CRT and Flat Panel simultaneously
<b>Resolution</b>	Up to 1024x768@64K colors (CRT/LCD simultaneous display)

### PCI Audio Interface

<b>Chipset</b>	Creative ES1373
<b>Wave-Table synthesis</b>	32-voice polyphony and multi-timbral capability
<b>3D audio</b>	Support for Microsoft® DirectSound® and DirectSound 3D audio technology in two-speaker mode (requires Microsoft DirectSound 3D supported software titles)
<b>16-bit stereo digital audio</b>	Full-duplex support enables simultaneous record and playback for Internet communications software

### Ethernet Interface

<b>Chipset</b>	Realtek RTL8139B 10/100Base-T Fast Ethernet controller
<b>Ethernet interface</b>	Onboard 10/100Base-T RJ45 connector. Optional Remote boot ROM function

### SSD Interface

One 32-pin DIP socket supports M-Systems DiskOnChip® 2000 series up to 288MB
--

### Expansion Interface

<b>PC/104 connector</b>	One 16-bit 104-pin connector onboard
<b>PCI slot</b>	One 32-bit PCI slot onboard

### Mechanical and Environmental

<b>Power supply voltage</b>	+5V (4.75V to 5.25V), +12V (11.4V to 12.6V)
<b>Operating temperature</b>	32 to 140° F (0 to 60° C)
<b>Board size</b>	8"(L) x 5.75"(W) (203mm x 146mm)
<b>Weight</b>	1.2 lb. (0.5 Kg)

\* Please refer to our website for detailed power consumption information.



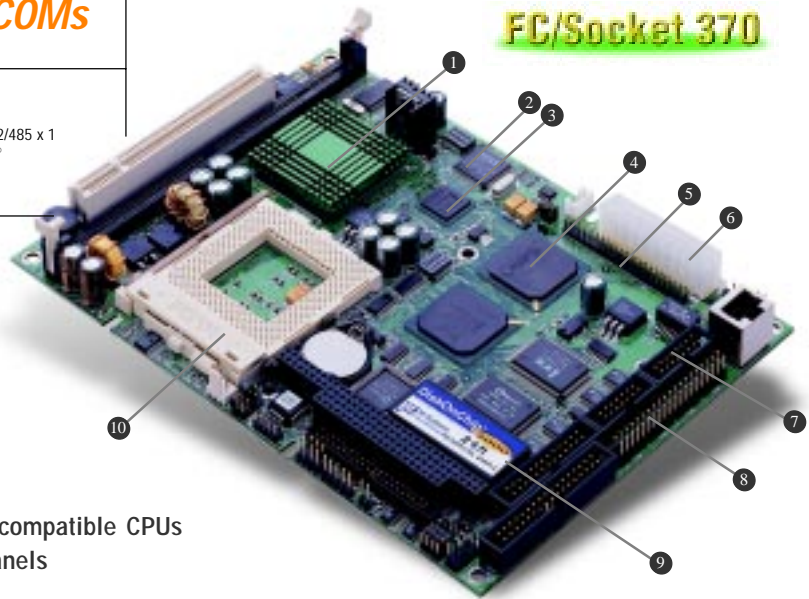
# PCM-6890B

FC/Socket 370

Compact Board

with LCD, Ethernet, Audio, & 4 COMs

- |   |                                  |
|---|----------------------------------|
| ① Intel 440BX Chipset                                 | ⑥ ATX Power Connector            |
| ② ESS Solo-1 PCI 3D Audio Chip                        | ⑦ CRT Connector                  |
| ③ Intel 82559GD 10/100Base-T Fast Ethernet Controller | ⑧ RS-232 x 3, RS-232/422/485 x 1 |
| ④ C&T 69000 LCD Controller w/2MB SDRAM                | ⑨ Socket for DiskOnChip®         |
| ⑤ Flat Panel Connector                                | ⑩ Intel 370-pin Socket           |



## Features

- Supports Intel FC-370 Pentium III, Celeron, and compatible CPUs
- C&T69000 LCD controller supports 36-bit TFT Panels
- 10/100Base-T Fast Ethernet
- Integrated AC-97 2.0 (meets PC98™ Basic Audio spec.) SoundBlaster compatible PCI 3D Audio
- Supports DiskOnChip® (SSD) up to 288MB
- PC/104 expansion connector



## Specifications

### General Functions

<b>CPU</b>	Intel FC-370 Pentium III (Coppermine), Celeron, and compatible CPUs (with system bus frequencies of 66/100MHz)
<b>CPU type</b>	Intel Socket 370
<b>BIOS</b>	Award 256KB Flash BIOS
<b>Chipset</b>	Intel 440BX
<b>I/O Chipset</b>	ITE IT8661F/Winbond W83977EF. Fully 16-bit I/O decoded
<b>Memory</b>	Onboard one 168-pin DIMM socket supports up to 256 Mbytes SDRAM
<b>Enhanced IDE</b>	Supports two IDE devices. Supports Ultra DMA/33 mode with data transfer rate up to 33MB/sec.
<b>FDD interface</b>	Supports two floppy disk drives, 5.25" (360KB and 1.2MB) and/or 3.5" (720KB, 1.44MB, and 2.88MB)
<b>Parallel port</b>	One bi-directional parallel port. Supports SPP, ECP, and EPP modes
<b>Serial port</b>	Three RS-232 and one RS-232/422/485 serial port. Ports can be configured as COM1, COM2, COM3, COM4, or disabled individually. (16C550 equivalent)
<b>KB/Mouse connector</b>	8-pin (4 x 2) connector supports PC/AT keyboard and PS/2 mouse
<b>USB connectors</b>	One 4 x 2 header onboard supports dual USB ports
<b>Battery</b>	Lithium battery for data retention
<b>Watchdog timer</b>	Can generate a system reset, IRQ15 or NMI. Software selectable time-out interval (32 sec. ~ 254.5 min., 1 min./step)
<b>DMA</b>	7 DMA channels (8237 equivalent)
<b>Interrupt</b>	15 interrupt levels (8259 equivalent)
<b>Power management</b>	Supports ATX power supply. (Optional AT power adaptor) Supports PC97 and modem ring-in functions. I/O peripheral devices support power saving and doze/standby/suspend modes. APM 1.2 compliant
<b>H/W status monitoring</b>	Winbond W83781D H/W status monitoring IC supports power supply voltages and temperatures monitoring

### Flat Panel/CRT Interface

<b>Chipset</b>	C&T 69000
<b>Display memory</b>	Built-in 2MB SDRAM
<b>Display type</b>	Supports non-interlaced CRT and LCD (TFT, DSTN, and MONO) displays. Can display both CRT and Flat Panel simultaneously
<b>Resolution</b>	Up to 1024x768@64K colors (CRT/LCD simultaneous display)

### PCI Audio Interface

<b>Chipset</b>	ESS Solo-1 PCI 3D Audio, Wave-Table Synthesis, full-duplex support enables simultaneous record and playback
----------------	---

### Ethernet Interface

<b>Chipset</b>	Intel 82559GD 10/100Base-T Fast Ethernet controller
<b>Ethernet interface</b>	Onboard 10/100Base-T RJ-45 connector. Optional Remote boot ROM function

### SSD Interface

One 32-pin DIP socket supports M-Systems DiskOnChip® 2000 series up to 288MB

### Expansion Interface

<b>PC/104 connector</b>	One 16-bit 104-pin connector onboard
<b>PCI slot</b>	One 32-bit PCI slot onboard

### Mechanical and Environmental

<b>Power supply voltage</b>	+5V (4.75V to 5.25V), +12V (11.4V to 12.6V)
<b>Operating temperature</b>	32 to 140° F (0 to 60° C)
<b>Board Size</b>	8"(L) x 5.75"(W) (203mm x 146mm)
<b>Weight</b>	1.2 lb. (0.5 Kg)

\* Please refer to our website for detailed power consumption information.

# PCM-6890

Socket 370

Compact Board

with LCD, Ethernet, Audio, & 4 COMs

- |   |                                  |
|---|----------------------------------|
| ① Intel 440BX Chipset                   | ⑦ CRT Connector                  |
| ② Creative ES1373 PCI 3D Audio Chip     | ⑧ RS-232 x 3, RS-232/422/485 x 1 |
| ③ 10/100Base-T Fast Ethernet Controller | ⑨ Audio Interface                |
| ④ C&T 69000 LCD Controller w/2MB SDRAM  | ⑩ Socket for DiskOnChip®         |
| ⑤ Flat Panel Display Connector          | ⑪ Intel 370-pin Socket           |
| ⑥ ATX Power Connector                   |                                  |



## Features

- Supports Intel Socket 370 Celeron CPU with FSB up to 100 MHz
- C&T69000 LCD controller supports 36-bit TFT Panels
- 10/100Base-T Fast Ethernet
- Integrated AC-97 2.0 (meets PC98™ Basic Audio spec.)  
SoundBlaster compatible PCI 3D Audio
- Supports DiskOnChip® (SSD) up to 288MB
- PC/104 expansion connector



## Specifications

### General Functions

<b>CPU</b>	Intel Celeron™ and compatible CPUs (with system bus frequencies of 66/100 MHz)
<b>CPU type</b>	Intel Socket 370
<b>BIOS</b>	Award 256KB FLASH BIOS
<b>Chipset</b>	Intel 440BX
<b>I/O Chipset</b>	ITE IT8661F/Winbond W83977TF. Fully 16-bit I/O decoded
<b>Memory</b>	Onboard one 168-pin DIMM socket supports up to 256 Mbytes SDRAM
<b>Enhanced IDE</b>	Supports two IDE devices. Supports Ultra DMA/33 mode with data transfer rate up to 33MB/sec.
<b>FDD interface</b>	Supports two floppy disk drives, 5.25" (360KB and 1.2MB) and/or 3.5" (720KB, 1.44MB, and 2.88MB)
<b>Parallel port</b>	One bi-directional parallel port. Supports SPP, ECP, and EPP modes
<b>Serial port</b>	Three RS-232 and one RS-232/422/485 serial port. Ports can be configured as COM1, COM2, COM3, COM4, or disabled individually. (16C550 equivalent)
<b>IR interface</b>	Supports one IrDA Tx/Rx Header
<b>KB/Mouse connector</b>	8-pin (4 x 2) connector supports PC/AT keyboard and PS/2 mouse
<b>USB connectors</b>	One 4 x 2 header onboard supports dual USB ports
<b>Battery</b>	Lithium battery for data retention
<b>Watchdog timer</b>	Can generate a system reset, IRQ15 or NMI. Software selectable time-out interval (32 sec.-254.5 min., 1 min./step)
<b>DMA</b>	7 DMA channels (8237 equivalent)
<b>Interrupt</b>	15 interrupt levels (8259 equivalent)
<b>Power management</b>	Supports ATX power supply (optional AT power adapter). Supports PC97 and modem ring-in functions. I/O peripheral devices support power saving and doze/standby/suspend modes. APM 1.2 compliant
<b>H/W status monitoring</b>	Winbond W83781D H/W status monitoring IC supports power supply voltages and temperatures monitoring
<b>Flat Panel/CRT Interface</b>	
<b>Chipset</b>	C&T 69000

<b>Display memory</b>	Built-in 2MB SDRAM
<b>Display type</b>	Supports non-interlaced CRT and LCD (TFT, DSTN, and MONO) displays. Can display both CRT and Flat Panel simultaneously
<b>Resolution</b>	Up to 1024x768@64K colors (CRT/LCD simultaneous display)

### PCI Audio Interface

<b>Chipset</b>	Creative ES1373
<b>Wave-Table synthesis</b>	32-voice polyphony and multi-timbral capability
<b>3D audio</b>	Support for Microsoft® DirectSound® and DirectSound 3D audio technology in two-speaker mode (requires Microsoft DirectSound 3D supported software titles)
<b>16-bit stereo digital audio</b>	Full-duplex support enables simultaneous record and playback for Internet communications software

### Ethernet Interface

<b>Chipset</b>	Realtek RTL8139B 10/100Base-T Fast Ethernet controller
<b>Ethernet interface</b>	Onboard 10/100Base-T RJ45 connector. Optional Remote boot ROM function

### SSD Interface

One 32-pin DIP socket supports M-Systems DiskOnChip® 2000 series up to 288MB

### Expansion Interface

<b>PC/104 connector</b>	One 16-bit 104-pin connector onboard
<b>PCI slot</b>	One 32-bit PCI slot onboard

### Mechanical and Environmental

<b>Power supply voltage</b>	+5V (4.75V to 5.25V), +12V (11.4V to 12.6V)
<b>Operating temperature</b>	32 to 140° F (0 to 60° C)
<b>Board size</b>	8"(L) x 5.75"(W) (203mm x 146mm)
<b>Weight</b>	1.2 lb. (0.5 Kg)

\* Please refer to our website for detailed power consumption information.

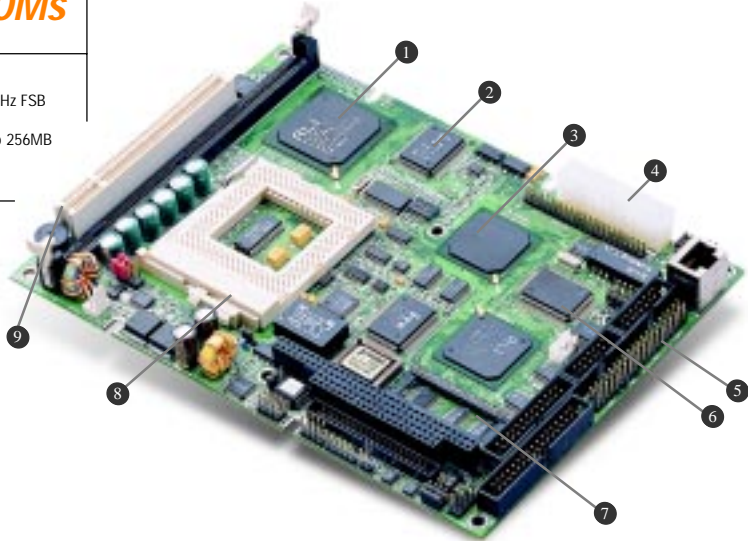
# PCM-5896

Super 7

Compact Board

with LCD, Ethernet, Audio, & 4 COMs

- |   |   |
|---|---|
| ① ALI M1541/1543 Chipset                | ⑦ Socket for DiskOnChip®                  |
| ② 10/100Base-T Fast Ethernet Controller | ⑧ Intel Socket 7 Supports 100MHz FSB CPUs |
| ③ C&T 69000 LCD Controller w/2MB SDRAM  | ⑨ DIMM Socket Supports up to 256MB SDRAM  |
| ④ ATX Power Connector                   |   |
| ⑤ RS-232 x 3, RS-232/422/485 x 1        |   |
| ⑥ Creative ES1373 PCI 3D Audio Chip     |   |



## Features

- 100MHz FSB supports AMD K6-3 CPUs
- Supports Intel Tillamook low power CPUs
- C&T 69000 LCD controller supports 36-bit TFT Panels
- 10/100Base-T Fast Ethernet
- Integrated AC-97 2.0 (meets PC98™ Basic Audio spec.) SoundBlaster compatible PCI 3D Audio
- Supports DiskOnChip® (SSD) up to 288MB



## Specifications

### General Functions

<b>CPU</b>	Intel Pentium MMX 166-266MHz, AMD K6-2/K6-3 266-450MHz, Cyrix/IBM 6X86MX-PR166-266GP/M2 300MHz, and IDT Winchip-2 200-266MHz
<b>CPU type</b>	Intel Socket 7
<b>BIOS</b>	Award 256KB FLASH BIOS
<b>Chipset</b>	ALI 1541/1543
<b>I/O Chipset</b>	ALI 1543/ITE IT8661F. Fully 16-bit I/O decoded
<b>L2 Cache</b>	Onboard 512KB pipeline burst level two Cache
<b>Memory</b>	Onboard one 168-pin DIMM socket supports up to 256 Mbytes SDRAM
<b>Enhanced IDE</b>	Supports two IDE devices. Supports Ultra DMA/33 mode with data transfer rate up to 33MB/sec.
<b>FDD interface</b>	Supports two floppy disk drives, 5.25" (360KB and 1.2MB) and/or 3.5" (720KB, 1.44MB, and 2.88MB)
<b>Parallel port</b>	One bi-directional parallel port. Supports SPP, ECP, and EPP modes
<b>Serial port</b>	Three RS-232 and one RS-232/422/485 serial port. Ports can be configured as COM1, COM2, COM3, COM4, or disabled individually. (16C550 equivalent)
<b>IR interface</b>	Supports one IrDA Tx/Rx header
<b>KB/Mouse connector</b>	8-pin connector supports PC/AT keyboard and PS/2 mouse
<b>USB connectors</b>	One 4 x 2 header onboard supports dual USB ports
<b>Battery</b>	Lithium battery for data retention
<b>Watchdog timer</b>	Can generate a system reset, IRQ15, or NMI. Software selectable time-out interval ( 2 sec. - 255 sec., 1 sec./step)
<b>DMA</b>	7 DMA channels (8237 equivalent)
<b>Interrupt</b>	15 interrupt levels (8259 equivalent)
<b>Power management</b>	Supports ATX power supply (optional AT power adapter). Supports PC97 and modem ring-in functions. I/O peripheral devices support power saving and doze/standby/suspend modes. APM 1.2 compliant
<b>H/W status monitoring</b>	Winbond W83781D H/W status monitoring IC supports power supply voltages and temperatures monitoring

### Flat Panel/CRT Interface

<b>Chipset</b>	C&T 69000
<b>Display memory</b>	Built-in 2MB SDRAM
<b>Display type</b>	Supports non-interlaced CRT and LCD (TFT, DSTN, and MONO) displays. Can display both CRT and Flat Panel simultaneously
<b>Resolution</b>	Up to 1024x768@64K colors (CRT/LCD simultaneous display)

### PCI Audio Interface

<b>Chipset</b>	Creative ES1373
<b>Wave-Table synthesis 3D audio</b>	32-voice polyphony and multi-timbral capability Support for Microsoft® DirectSound® and DirectSound 3D audio technology in two-speaker mode (requires Microsoft DirectSound 3D supported software titles)
<b>16-bit stereo digital audio</b>	Full-duplex support enables simultaneous record and playback for Internet communications software

### Ethernet Interface

<b>Chipset</b>	Realtek RTL8139B 10/100Base-T Fast Ethernet controller
<b>Ethernet interface</b>	Onboard 10/100Base-T RJ-45 connector. Optional Remote Boot ROM function

### SSD Interface

One 32-pin DIP socket supports M-Systems DiskOnChip 2000 series up to 288MB

### Expansion Interface

<b>PC/104 connector</b>	One 16-bit 104-pin connector onboard
<b>PCI slot</b>	One 32-bit PCI slot onboard

### Mechanical and Environmental

<b>Power supply voltage</b>	+5V (4.75V to 5.25V), +12V (11.4V to 12.6V)
<b>Operating temperature</b>	32 to 140° F (0 to 60° C)
<b>Board size</b>	8"(L) x 5.75"(W) (203mm x 146mm)
<b>Weight</b>	1.2 lb. (0.5 Kg)

\* Please refer to our website for detailed power consumption information.

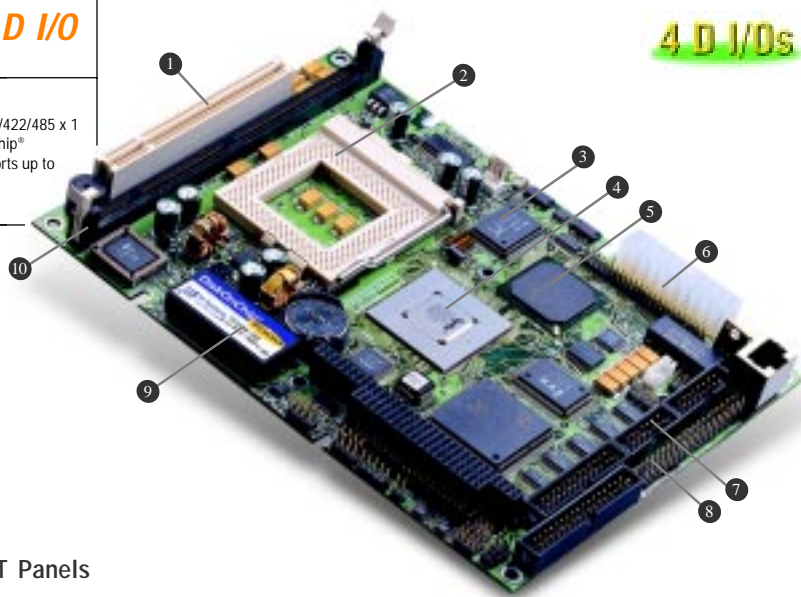
# PCM-4896

NS Geode GX

Compact Board

with LCD, Ethernet, Audio, 4 COMs, & 4 D I/O

- ① PCI Slot
- ② NS Geode GX CPU
- ③ 10/100Base-T Fast Ethernet Controller
- ④ NS Cx5530 Chipset
- ⑤ C&T 69000 LCD Controller w/2MB SDRAM
- ⑥ ATX Power Connector
- ⑦ Audio Interface
- ⑧ RS-232 x 3, RS-232/422/485 x 1
- ⑨ Socket for DiskOnChip®
- ⑩ DIMM Socket Supports up to 128MB SDRAM



## Features

- Supports NS Geode CPU up to 300MHz
- C&T 69000 LCD controller supports 36-bit TFT Panels
- 10/100Base-T Fast Ethernet
- Integrated AC-97 2.0 (meets PC98™ Basic Audio spec.) SoundBlaster compatible legacy audio
- Supports DiskOnChip® (SSD) up to 288MB
- 4 TTL digital input bits & 4 TTL digital output bits



## Specifications

### General Functions

CPU	NS Geode GX integrated processor 200-300MHz
CPU type	Intel Socket 7
BIOS	Award 256KB FLASH BIOS
Chipset	NS Cx5530
I/O Chipset	National NS97317/ITE IT8661F. Fully 16-bit I/O decoded
Memory	Onboard one 168-pin DIMM socket supports up to 128 Mbytes SDRAM
Enhanced IDE	Supports two IDE devices. Supports Ultra DMA/33 mode with data transfer rate 33MB/sec.
FDD interface	Supports two floppy disk drives, 5.25" (360KB and 1.2MB) and/or 3.5" (720KB, 1.44MB, and 2.88MB)
Parallel port	One bi-directional parallel port. Supports SPP, ECP, and EPP modes
Serial port	Three RS-232 and one RS-232/422/485 serial port. Ports can be configured as COM1, COM2, COM3, COM4, or disabled individually. (16C550 equivalent)
IR interface	Supports one IrDA Tx/Rx header
KB/Mouse connector	8-pin connector supports PC/AT keyboard and PS/2 mouse
USB connectors	4 x 2 header onboard supports dual USB ports
Battery	Lithium battery for data retention
Watchdog timer	Can generate a system reset or IRQ15. Software selectable time-out interval (2 sec. ~ 255 sec., 1 sec./step)
DMA	7 DMA channels (8237 equivalent)
Interrupt	15 interrupt levels (8259 equivalent)
Power management	Supports ATX power supply (optional AT power adapter). Supports PC97 and modern ring-in functions. I/O peripheral devices support power saving and doze/standby modes. APM 1.2 compliant

### Flat Panel/CRT Interface

Chipset	C&T 69000
Display memory	Built-in 2MB SDRAM
Display type	Supports non-interlaced CRT and up to 36-bit LCD (TFT, DSTN, and MONO) displays. Can display both CRT and Flat Panel simultaneously

**Resolution** Up to 1024x768@64K colors (CRT/LCD simultaneous display)

### Audio Interface

**Chipset** NS Cx5530  
**16-bit stereo digital audio** Full-duplex support enables simultaneous record and playback for Internet communications software

### Ethernet Interface

**Chipset** Realtek RTL8139B 10/100Base-T Fast Ethernet controller  
**Ethernet interface** Onboard 10/100Base-T RJ-45 connector. Optional Remote Boot ROM function

### SSD Interface

One 32-pin DIP socket supports M-Systems DiskOnChip® 2000 series up to 288MB

### Digital I/O Interface

4 TTL digital input bits & 4 TTL digital output bits

### Expansion Interface

**PC/104 connector** One 16-bit 104-pin connector onboard  
**PCI slot** One 32-bit PCI slot onboard

### Mechanical and Environmental

**Power supply voltage** +5V (4.75V to 5.25V), +12V (11.4V to 12.6V)  
**Operating temperature** 32 to 140° F (0 to 60° C)  
**Board size** 8"(L) x 5.75"(W) (203mm x 146mm)  
**Weight** 1.2 lb. (0.5 Kg)

\* Please refer to our website for detailed power consumption information.


# PCM-4896L

NS Geode GX

Compact Board

with LCD, Ethernet, Audio, 4 COMs, & 4 D I/O

- |   |  |
|---|--|
| ① NS Geode GX CPU                       | ⑦ Socket for DiskOnChip®                 |
| ② 10/100Base-T Fast Ethernet Controller | ⑧ DIMM Socket Supports up to 128MB SDRAM |
| ③ NS Cx5530 Chipset                     | ⑨ PCI Slot                               |
| ④ ATX Power Connector                   |  |
| ⑤ Audio Interface                       |  |
| ⑥ RS-232 x 3, RS-232/422/485 x 1        |  |



## Features

- Supports NS Geode CPU up to 300MHz
- 10/100Base-T Fast Ethernet
- Integrated AC-97 2.0 (meets PC98™ Basic Audio spec.) SoundBlaster compatible legacy audio
- Supports DiskOnChip® (SSD) up to 288MB
- 4 TTL digital input bits & 4 TTL digital output bits

## Specifications

### General Functions

CPU	NS Geode GX integrated processor 200-300MHz
CPU type	Intel Socket 7
BIOS	Award 256KB FLASH BIOS
Chipset	NS Cx5530
I/O Chipset	National NS97317/ITE IT8661F. Fully 16-bit I/O decoded
Memory	Onboard one 168-pin DIMM socket supports up to 128 Mbytes SDRAM
Enhanced IDE	Supports two IDE devices. Supports Ultra DMA/33 mode with data transfer rate 33MB/sec
FDD interface	Supports two floppy disk drives, 5.25" (360KB and 1.2MB) and/or 3.5" (720KB, 1.44MB, and 2.88MB)
Parallel port	One bi-directional parallel port. Supports SPP, ECP, and EPP modes
Serial port	Three RS-232 and one RS-232/422/485 serial port. Ports can be configured as COM1, COM2, COM3, COM4, or disabled individually. (16C550 equivalent)
IR interface	Supports one IrDA Tx/Rx header
KB/Mouse connector	8-pin connector supports PC/AT keyboard and PS/2 mouse
USB connectors	4 x 2 header onboard supports dual USB ports
Battery	Lithium battery for data retention
Watchdog timer	Can generate a system reset or IRQ15. Software selectable time-out interval (2 sec. ~ 255 sec., 1 sec./step)
DMA	7 DMA channels (8237 equivalent)
Interrupt	15 interrupt levels (8259 equivalent)
Power management	Supports ATX power supply (optional AT power adapter). Supports PC97, LAN wake up, and modem ring-in functions. I/O peripheral devices support power saving and doze/standby modes. APM 1.2 compliant

### Flat Panel/CRT Interface

Chipset	NS Cx5530
Display memory	UMA supports up to 4MB display memory
Display type	Supports CRT and 18-bit TFT displays. Can display both CRT and Flat Panel simultaneously
Resolution	Up to 1024x768@64K colors (CRT/LCD simultaneous display)

### Audio Interface

Chipset	NS Cx5530
16-bit stereo digital audio	Full-duplex support enables simultaneous record and playback for Internet communications software

### Ethernet Interface

Chipset	Realtek RTL8139B 10/100Base-T Fast Ethernet controller
Ethernet interface	Onboard 10/100Base-T RJ-45 connector. Optional Remote Boot ROM function

### SSD Interface

One 32-pin DIP socket supports M-Systems DiskOnChip® 2000 series up to 288MB

### Digital I/O Interface

4 TTL digital input bits & 4 Open Collector digital output bits

### Expansion Interface

PC/104 connector	One 16-bit 104-pin connector onboard
PCI slot	One 32-bit PCI slot onboard

### Mechanical and Environmental

Power supply voltage	+5V (4.75V to 5.25V), +12V (11.4V to 12.6V)
Operating temperature	32 to 140° F (0 to 60° C)
Board size	8"(L) x 5.75"(W) (203mm x 146mm)
Weight	1.2 lb. (0.5 Kg)

\* Please refer to our website for detailed power consumption information.

# PCM-4894

486DX5-133

Compact Board

with LCD, Ethernet, 4 COMs, & 4 D I/O

CPU Onboard



- |  |   |
|--|---|
| ① SIMM Socket x 2 support up to 128MB Memory | ⑦ Flat Panel Display Connector            |
| ② 486DX5-133 CPU (SQFP)                      | ⑧ C&T 65550 Flat Panel/CRT VGA Controller |
| ③ PCI/ISA Slot                               | ⑨ CRT Connector                           |
| ④ Socket for DiskOnChip®                     |   |
| ⑤ 10Base-T Ethernet Controller               |   |
| ⑥ 10Base-T Ethernet Connector                |   |

## Features

- Onboard AMD 486DX5-133 CPU (SQFP)
- C&T 65550 LCD controller with 2MB EDO memory
- 10Base-T Ethernet
- Supports DiskOnChip® (SSD) up to 288MB
- 4 TTL digital input bits & 4 Open Collector digital output bits
- PC/104 expansion connector

## Specifications

### General Functions

CPU	AMD 486DX5-133 (5X86-P75) SQFP
CPU type	Onboard SQFP
BIOS	Award 128KB FLASH BIOS
Chipset	ALi 1487/1489
I/O Chipset	Winbond 83877TF
L2 Cache	Onboard 128KB level two Cache. Could be upgraded to 512KB by factory
Memory	Onboard two 72-pin SIMM sockets support up to 128 Mbytes Fast Page or EDO DRAM
Enhanced IDE	Supports two IDE devices. Supports Bus Master mode with data transfer rate 33MB/sec.
FDD interface	Supports two floppy disk drives, 5.25" (360KB and 1.2MB) and/or 3.5" (720KB, 1.44MB, and 2.88MB)
Parallel port	One bi-directional parallel port. Supports SPP, ECP, and EPP modes
Serial port	Three RS-232 and one RS-232C/422/485 serial port. Ports can be configured as COM1, COM2, COM3, COM4, or disabled individually. (16C550 equivalent)
KB/Mouse connector	8-pin connector supports PC/AT keyboard and PS/2 mouse
Real Time Clock	Dallas DS-12887A or equivalents, powered by lithium battery for data retention
Watchdog timer	Can generate a system reset, IRQ15, or NMI Software selectable time-out interval (2 sec. ~ 255 sec., 1 sec./step)
DMA	7 DMA channels (8237 equivalent)
Interrupt	15 interrupt levels (8259 equivalent)
Power management	I/O peripheral devices support power saving and doze/standby/suspend modes. APM 1.1 compliant

### Flat Panel/CRT Interface

Chipset	C&T 65550
Display memory	Onboard 2MB EDO display memory
Display type	Supports non-interlaced CRT and LCD (TFT, DSTN, and MONO) displays. Can display both CRT and Flat Panel simultaneously
Resolution	UP to 1024x768@64K colors (CRT/LCD simultaneous display)

### Digital I/O Interface

4 TTL digital input bits & 4 Open Collector digital output bits

### Ethernet Interface

Chipset	Realtek RTL8029AS PCI 10Base-T Ethernet controller
Ethernet interface	Onboard 10Base-T RJ-45 connector. Optional Remote Boot ROM function

### SSD Interface

One 32-pin DIP socket supports M-Systems DiskOnChip® 2000 series up to 288MB


### Expansion Interface

PC/104 connector	One 16-bit 104-pin connector onboard
PCI slot	One PCI/ISA slot onboard

### Mechanical and Environmental

Power supply voltage	+5V (4.75V to 5.25V), +12V (11.4V to 12.6V)
Operating temperature	32 to 140° F (0 to 60° C)
Board size	8"(L) x 5.75"(W) (203mm x 146mm)
Weight	1.2 lb. (0.5 Kg)

\* Please refer to our website for detailed power consumption information.



Select AAEON'S

# Media PC

Products that fit your application needs

# PCM-4898

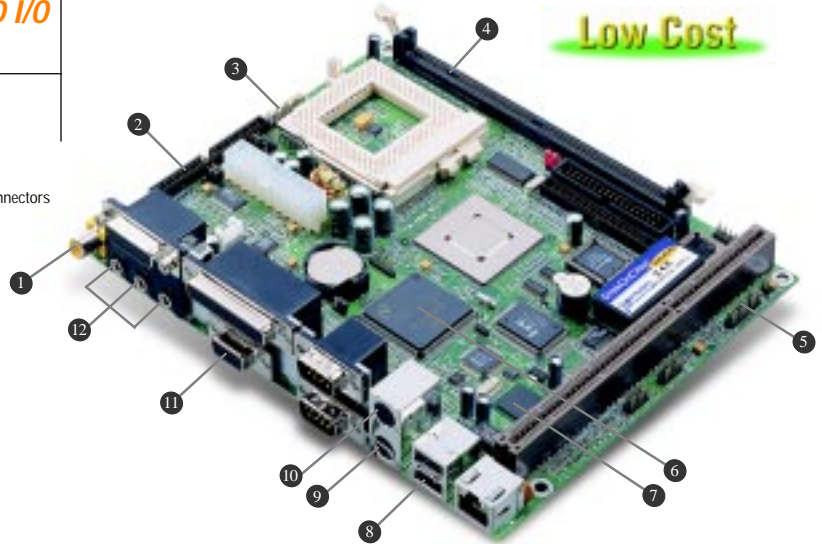
NS Geode

Media PC

with LCD, Audio, TV Out, LAN, 4 COMs, LVDS, & 4 D I/O

Low Cost

- |                                   |  |
|-----------------------------------|--|
| ① TV-Output connector (NTSC/PAL)  | ⑦ 10/100Base-T Ethernet controller         |
| ② 18-bit TFT Flat Panel connector | ⑧ Dual USB connectors                      |
| ③ LVDS Connector                  | ⑨ KB connector                             |
| ④ 168-pin DIMM socket             | ⑩ PS/2 Mouse connector                     |
| ⑤ Digital I/O connector           | ⑪ CRT connector                            |
| ⑥ I/O Chipset NS 97317            | ⑫ Audio/MIC Signal Input/Output connectors |



Available In Q3

## Features

- Supports NS Geode CPU up to 300MHz
- Supports CRT and 18-bit TFT panels
- LVDS interface onboard
- Supports NTSC/PAL TV outputs
- 10/100Base-T Fast Ethernet
- Integrated AC-97 2.0 (meets PC98™ Basic Audio spec.) SoundBlaster compatible legacy audio
- 4 TTL digital input bits & 4 TTL digital output bits
- Supports DiskOnChip® (SSD) up to 288 MB

## Specifications

### General Functions

CPU	NS Geode GX/GXVL integrated processor 200-300MHz
CPU type	Intel Socket 7
BIOS	Award 256KB FLASH BIOS
Chipset	NS Cx5530
I/O Chipset	NS97317/ITE IT8661
Memory	Onboard one 168-pin DIMM socket supports 128Mbytes SDRAM
Enhanced IDE	Supports two IDE drives. Supports Ultra DMA33 Mode with data transfer rate up to 33MB/sec.
FDD interface	Supports two floppy disk drives, 5.25" (360KB and 1.2MB) and/or 3.5" (720KB, 1.44MB, and 2.88MB)
Parallel port	Configured to LPT1, LPT2, LPT3 or disabled. Supports SPP, ECP, and EPP modes
Serial port	Three RS-232 and one RS-232/422/485 serial ports. Ports can be configured as COM1, COM2, COM3, COM4 or disabled individually. (16C550 equivalent)
IR interface	Supports one IrDA Tx/Rx header
KB/Mouse connector	Dual 6-pin mini DIN connectors support PC/AT keyboard and PS/2 mouse
USB connectors	Dual USB ports onboard
Battery	Lithium battery for data retention
DMA	7 DMA channels (8237 equivalent)
Interrupt	15 interrupt levels (8259 equivalent)
Watchdog timer	Can generate a system reset or IRQ15. Software selectable time-out interval (2 sec.-255 sec. 1sec./step)
Power management	Supports ATX power supply. Supports PC97, modem ring-in functions. I/O peripheral devices support power saving and doze/standby/suspend modes. APM 1.2 compliant

### Flat Panel/CRT Interface

Chipset	NS Cx5530
Display memory	Shared memory up to 4MB
Display type	Supports non-interlace CRT and up to 18-bit TFT LCD displays. Can display both CRT and Flat Panel simultaneously
Resolution	Up to 1024 x 768@64K colors (CRT/LCD simultaneous display)

### LVDS Interface

Chipset	Thine Thc63LVDM63A
Interface	One 10 x 2 header (2.0 mm) onboard supports LVDS function

### Audio Interface

Chipset	NS Cx5530. Compatible with SoundBlaster, SoundBlaster Pro, and Windows Sound System
Interface	Onboard line_in, line_out, and Mic_in jacks

### Digital I/O Interface

One 5 x 2 (2.0 mm) header supports 4 TTL digital input bits & 4 TTL digital output bits individually

### TV Display Interface

Chipset	Chrontel 7003
Display interface	Onboard (RCA/S) jacks support NTSC/PAL composite outputs

### Ethernet Interface

Chipset	Intel 82559ER 10/100Base-T Fast Ethernet controller
Ethernet interface	Onboard 10/100Base-T RJ-45 connector

### SSD Interface

One 32-pin DIP socket supports M-Systems DiskOnChip® 2000 series up to 288MB

### Expansion Interface

PCI/ISA slot	One PCI/ISA slot onboard
--------------	--------------------------

### Mechanical and Environmental

Power supply voltage	+5V (4.75V to 5.25V), +12V (11.4V to 12.6V)
Operating temperature	32 to 140°F (0 to 60°C)
Board Size	7.95 in (L) x 6.4 in (W) (202mm x 163mm)
Weight	1.2 lb. (0.5 Kg)

\* Please refer to our website for detailed power consumption information.



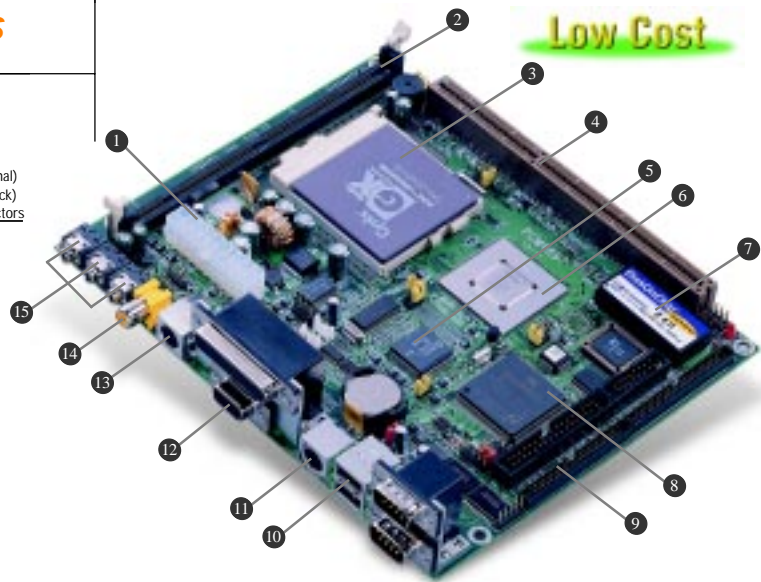
# PCM-4897

NS Geode GX

Media PC

with LCD, Audio, TV Out, & 2 COMs

- |   |  |
|---|--|
| ① ATX Power Connector                         | ⑧ I/O Chipset NS97317                        |
| ② DIMM Socket                                 | ⑨ Flat Panel Display Connector               |
| ③ NS Geode CPU                                | ⑩ Dual USB Connectors                        |
| ④ PCI/ISA slot for Expansion                  | ⑪ KB/PS 2 Mouse Connector                    |
| ⑤ Chrontel 7003, Supports NTSC/PAL TV Outputs | ⑫ CRT Connector                              |
| ⑥ Cx 5530 TFT Panel/CRT VGA Controller        | ⑬ Video Signal Output Connector (S-Terminal) |
| ⑦ Socket for DiskOnChip®                      | ⑭ Video Signal Output Connector (RCA-Jack)   |
|   | ⑮ Audio/MIC Signal Input/Output Connectors   |



## Features

- NS Geode CPU up to 300MHz
- Supports CRT and 18-bit TFT panels
- Supports NTSC/PAL TV outputs
- Integrated AC-97 2.0 (meets PC98™ Basic Audio spec.)  
SoundBlaster compatible legacy audio
- Supports DiskOnChip® (SSD) up to 288MB

## Specifications

### General Functions

CPU	NS Geode GX integrated processor 200-300MHz
CPU type	Intel Socket 7
BIOS	Award 256KB FLASH BIOS
Chipset	NS Cx5530
I/O Chipset	NS97317
Memory	Onboard one 168-pin DIMM socket supports 128Mbytes SDRAM
Enhanced IDE	Supports two IDE drives. Supports Ultra DMA33 Mode with data transfer rate up to 33MB/sec.
FDD interface	Supports two floppy disk drives, 5.25" (360KB and 1.2MB) and/or 3.5" (720KB, 1.44MB, and 2.88MB)
Parallel port	Configured to LPT1, LPT2, LPT3 or disabled. Supports SPP, ECP, and EPP modes
Serial port	Two RS-232 serial ports. Ports can be configured as COM1, COM2, COM3, COM4 or disabled individually. (16C550 equivalent)
IR interface	Support one IrDA Tx/Rx header
KB/Mouse connector	6-pin mini-DIN connector supports PC/AT keyboard and PS/2 mouse
USB connectors	Dual USB ports onboard
Battery	Lithium battery for data retention
DMA	7 DMA channels (8237 equivalent)
Interrupt	15 interrupt levels (8259 equivalent)
Power management	I/O peripheral devices support power saving and doze/standby/suspend modes. APM 1.2 compliant

### Flat Panel/CRT Interface

Chipset	NS Cx5530
Display memory	Shared memory up to 4MB
Display type	Supports non-interface CRT and TFT Flat Panel displays. Can display both CRT and Flat Panel simultaneously
Resolution	Up to 1024 x 768@64K colors (CRT/LCD simultaneous display)

### Audio Interface

Chipset	NS Cx5530. Compatible with SoundBlaster, SoundBlaster Pro, and Windows Sound System Dual DMA support w/FIFO buffers, full duplex operation
Interface	Onboard line_in, line_out, and Mic_in jacks

### TV Display Interface

Chipset	Chrontel 7003
Display interface	Onboard (RCA/S) jacks support NTSC/PAL composite outputs

### SSD Interface

One 32-pin DIP socket supports M-Systems DiskOnChip® 2000 series up to 288MB


### Expansion Interface

PCI/ISA slot	One PCI/ISA slot onboard
--------------	--------------------------

### Mechanical and Environmental

Power supply voltage	+3.3V, +5V, +12V, -12V
Operating temperature	32 to 140° F(0 to 60° C)
Board Size	7.95 in (L) x 6.4 in (W) (202mm x 163mm)
Weight	1.2 lb. (0.5 Kg)

\* Please refer to our website for detailed power consumption information.



Select AAEON'S

# LPX-size SBC

Products that fit your application needs

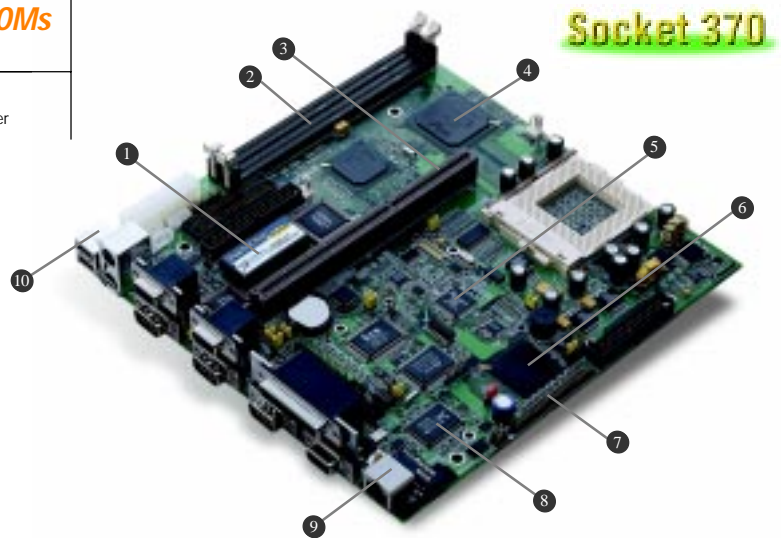
# MB-668

Socket 370

LPX Board

with LCD, LAN, Audio, & 4 COMs

- |   |                                    |
|---|------------------------------------|
| ① Socket for DiskOnChip®                    | ⑦ Flat Panel Display Connector     |
| ② Two 168-pin DIMM Sockets                  | ⑧ 10/100Base-T Ethernet Controller |
| ③ PCI/ISA Slot for Expansion                | ⑨ 10/100Base-T RJ-45 Connector     |
| ④ Intel 440BX Chipset                       | ⑩ Dual USB Connectors              |
| ⑤ Aureal AU8810 Audio/Soft Modem Controller |                                    |
| ⑥ C&T 69000 Flat Panel Display Controller   |                                    |



Available In Q4

## Features

- Supports Celeron and compatible CPUs
- C&T69000 LCD controller supports 36-bit TFT Panels
- 10/100Base-T Fast Ethernet
- Integrated AC-97 2.1 (meets PC99 Basic Audio spec.) SoundBlaster-compatible PCI 3D Audio
- Supports Intel Mobile Audio/Modem Daughter Card(MDC 1.0)
- Supports DiskOnChip (SSD) up to 288MB

## Specifications

### General Functions

<b>CPU</b>	Intel Celeron and compatible CPUs (with system bus frequencies of 66/100 MHz)
<b>CPU type</b>	Intel Socket 370
<b>BIOS</b>	Award 256KB Flash BIOS
<b>Chipset</b>	Intel 440BX
<b>I/O Chipset</b>	ITE IT8661F / Winbond W83977ATF. Fully 16-bit I/O decoded
<b>LPC to ISA bridge</b>	Winbond W83626F
<b>Memory</b>	Onboard two 168-pin DIMM socket supports up to 512 Mbytes SDRAM
<b>Enhanced IDE</b>	Two EIDE channels. Supports up to 4 Ultra DMA/33 devices with data transfer rate up to 33MB/sec. 2 x IDE 44-pin connectors with power
<b>FDD interface</b>	Supports two floppy disk drives, 5.25" (360KB and 1.2MB) and /or 3.5" (720KB, 1.44MB, and 2.88MB)(1 x Standard type connector & 1 x Thin type connector)
<b>Parallel port</b>	Two bi-directional parallel ports. Support SPP, ECP and EPP modes. One external 25-pin D-sub connector; one internal 13 x 2 pin header supporting LPT x 1
<b>Serial port</b>	4 serial ports including one RS-232 and three RS-232/422/485 with +5V/+12V power capability. Ports can be configured as COM1, COM2, COM3, COM4, or disabled individually (16C550 equivalent). Three external 9-pin D-Sub connectors; One internal 5 x 2 pin header supporting COM x 2
<b>IR interface</b>	Supports one IrDA Tx/Rx header (FIR/SIR, IrDA 1.0 spec.)
<b>KB/Mouse connector</b>	External PS2 keyboard/Mouse connector x 1; Internal 6*1 pin connector supporting PC/AT keyboard and PS/2 mouse
<b>USB connectors</b>	Two external USB connectors, internal 6*1 header onboard supporting dual USB ports
<b>Battery</b>	Lithium battery for data retention
<b>CMOS Backup</b>	CMOS data backup in Flash memory, auto re-loading when system configuration gets data loss
<b>Watchdog Timer</b>	Can generate a system reset, IRQ15 or NMI. Software selectable time-out interval (32 sec. ~ 254.5 sec., 1 min./step)
<b>DMA</b>	7 DMA channels (8237 equivalent)
<b>Interrupt</b>	15 interrupt levels (8259 equivalent)
<b>Power management</b>	Supports ATX power supply. Supports PC97 and modem ring-in functions. I/O peripheral devices support power saving and doze/standby/suspend modes. APM 1.2 compliant
<b>I/O connectors</b>	2 layers
<b>Power LED</b>	It lights up when CPU is running

**H/W status monitoring** Winbond W83781D H/W status monitoring IC supports power supply voltages, FAN speed control and temperatures monitoring

**LED status pin header** To make LED's on-off to indicate the status of power, CPU fan, AUX fan, HDD, Low temp, High temp, and LAN

### Flat Panel/CRT Interface

<b>Chipset</b>	C&T 69000
<b>Display memory</b>	Built-in 2MB SDRAM
<b>Display type</b>	Supports non-interlaced CRT and LCD (TFT, DSTN, and Mono) displays. Can display both CRT and Flat Panel simultaneously
<b>Resolution</b>	Up to 1024x768@64K colors (CRT/LCD simultaneous display)

### Audio/Soft Modem Interface

<b>Chipset</b>	Aureal AU8810 PCI-Based AC 97 Digital Audio Processor (PCI 2.2 compliant), Sound Blaster/Pro emulation and Soft Modem hardware acceleration
----------------	---

### Ethernet Interface

<b>Chipset</b>	Realtek RTL8139B 100Base-T Fast Ethernet controller
<b>Ethernet interface</b>	100Base-Tx RJ-45 connector. Optional Remote Boot ROM function

### SSD Interface

One 32-pin DIP socket supports M-Systems DiskOnChip 2000® Series up to 288MB

### Expansion Slots

<b>MDC connector</b>	One Intel 30 pin Mobile Soft Modem Daughter Card connector onboard
<b>PCI/ISA slot</b>	One PCI/ISA slot onboard
<b>LVDS</b>	Reserved space for Aaeon PCM-3524 LVDS module

### Mechanical and Environmental

<b>Power supply voltage</b>	+5V (4.75V to 5.25V), +12V (11.4V to 12.6V)
<b>Operating temperature</b>	32 to 140° F (0 to 60° C)
<b>Board size</b>	8.9"(L) x 8.7"(W) (225mm x 220mm)
<b>Weight</b>	1.2 lb. (0.52 Kg)

\* Please refer to our website for detailed power consumption information.


# MB-562

Socket 7

LPX Board

with LCD, Ethernet, Audio, & 4 COMs

- |   |                                      |
|---|--------------------------------------|
| ① 168-pin DIMM Socket                     | ⑧ 10Base-T RJ-45 Connector           |
| ② SIS 5582 Chipset                        | ⑨ ES1869S Audio Chip                 |
| ③ PCI/ISA Slot for Expansion              | ⑩ Game Port and Line-in, Mic-in Port |
| ④ Socket for DiskOnChip®                  | ⑪ Dual USB connectors                |
| ⑤ 10Base-T Ethernet Controller            | ⑫ Two 72-pin SIMM sockets            |
| ⑥ C&T 65550 Flat Panel/CRT VGA Controller |                                      |
| ⑦ Flat Panel Display Connector            |                                      |



## Features

- Supports Intel Pentium MMX 166~233MHz CPUs
- Onboard three RS-232 and one RS-232/422/485 serial port
- C&T 65550 LCD controller with 2MB EDO memory
- 10Base-T Ethernet
- Integrated SoundBlaster compatible audio
- Supports DiskOnChip® (SSD) up to 288MB

## Specifications

### General Functions

<b>CPU</b>	Intel Pentium MMX 166~233MHz, AMD K6-2 233~300MHz, Cyrix 6X86MX-PR166~200GP/M2-300MHz, and IDT Winchip C6 200~240MHz
<b>CPU type</b>	Intel Socket 7
<b>BIOS</b>	Award 256KB FLASH BIOS
<b>Chipset</b>	SIS 5582
<b>I/O Chipset</b>	ITE IT8661F. Fully 16-bit I/O decoded
<b>L2 Cache</b>	Onboard 512KB pipeline burst level two Cache
<b>Memory</b>	Onboard one 168-pin DIMM socket and two 72-pin SIMM sockets support up to 256Mbytes SDRAM or 128Mbytes Fast Page or EDO DRAM
<b>Enhanced IDE</b>	Supports four IDE devices. Supports Ultra DMA/33 mode with data transfer rate 33MB/sec.
<b>FDD interface</b>	Supports two floppy disk drives, 5.25" (360KB and 1.2MB) and/or 3.5" (720KB, 1.44MB, and 2.88MB)
<b>Parallel port</b>	One bi-directional parallel port. Supports SPP, ECP, and EPP modes
<b>Serial port</b>	Three RS-232 and one RS-232/422/485 serial port. Ports can be configured as COM1, COM2, COM3, COM4, or disabled individually. (16C550 equivalent)
<b>KB/Mouse connector</b>	6-pin mini-DIN connectors support PC/AT keyboard and PS/2 mouse
<b>USB connectors</b>	One 4 x 2 header onboard supports dual USB ports
<b>Battery</b>	Lithium battery for data retention
<b>Watchdog timer</b>	Can generate a system reset, IRQ15, or NMI. Software selectable time-out interval (2 sec. ~ 255 sec., 1 sec./step)
<b>DMA</b>	7 DMA channels (8237 equivalent)
<b>Interrupt</b>	15 interrupt levels (8259 equivalent)
<b>Power management</b>	I/O peripheral devices support power saving and doze/standby/suspend modes. APM 1.2 compliant

### Flat Panel/CRT Interface

<b>Chipset</b>	C&T 65550
<b>Display memory</b>	Onboard 2MB EDO display memory
<b>Display type</b>	Supports non-interlaced CRT and LCD (TFT, DSTN, and MONO) displays. Can display both CRT and Flat Panel simultaneously
<b>Resolution</b>	Up to 1024x768@64K colors (CRT/LCD simultaneous display)

### Audio Interface

<b>Chipset</b>	ESS ES1869S
<b>16-bit stereo digital</b>	Full-duplex support enables simultaneous record and playback
<b>audio</b>	for Internet communications software
<b>Game port</b>	IBM® compatible 15-pin game port with analog supported

### Ethernet Interface

<b>Chipset</b>	Realtek RTL8029AS PCI 10Base-T Ethernet controller
<b>Ethernet interface</b>	Onboard 10Base-T RJ-45 connector. Optional Remote Boot ROM function

### SSD Interface

One 32-pin DIP socket supports M-Systems DiskOnChip® 2000 series up to 288MB

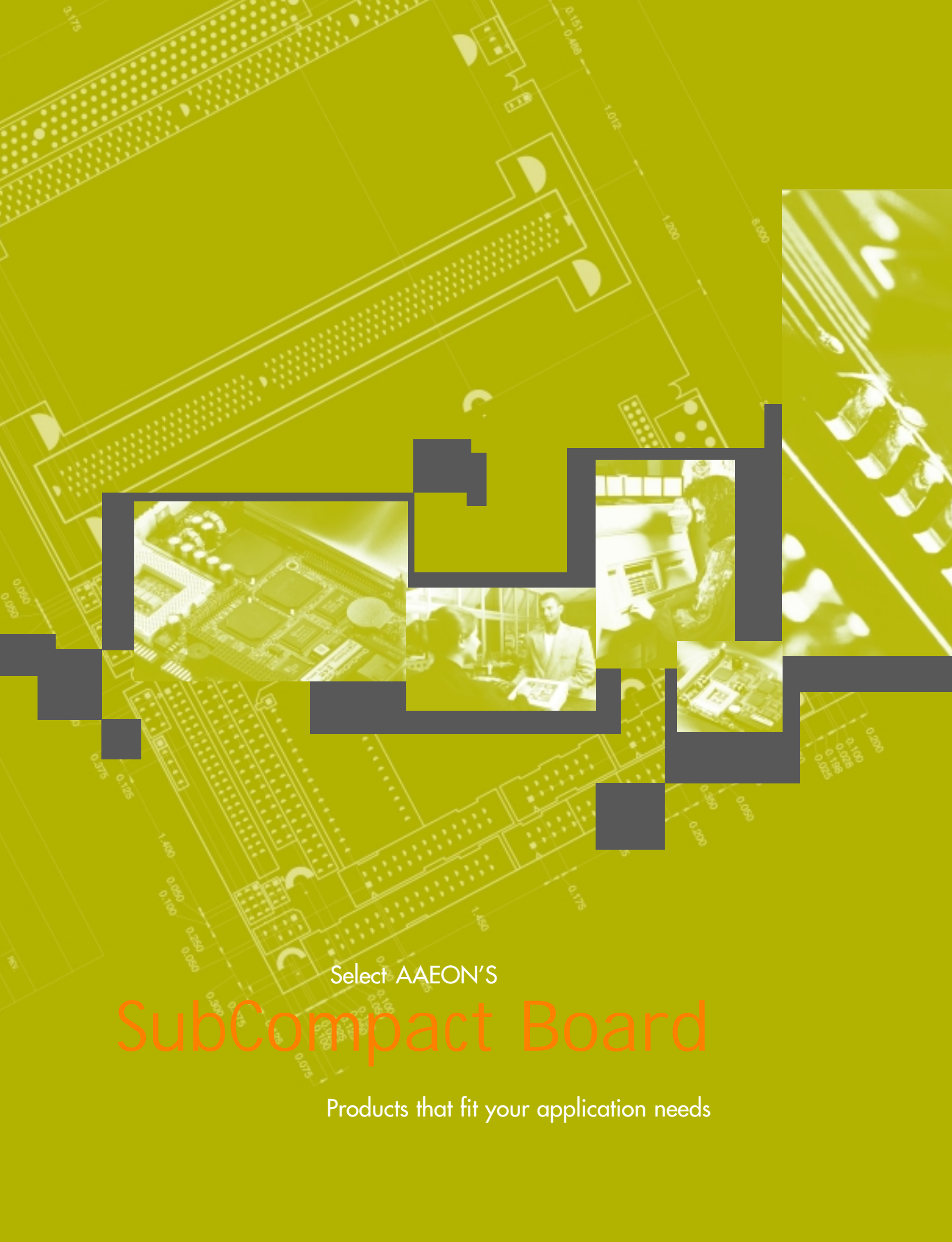
### Expansion Interface

<b>PCI/ISA slot</b>	One PCI/ISA slot onboard
---------------------	--------------------------

### Mechanical and Environmental

<b>Power supply voltage</b>	+5V (4.75V to 5.25V), +12V (11.4V to 12.6V)
<b>Operating temperature</b>	32 to 140° F (0 to 60° C)
<b>Board size</b>	8.9"(L) x 8.7"(W) (225mm x 220mm)
<b>Weight</b>	1.2 lb. (0.52 Kg)

\* Please refer to our website for detailed power consumption information.



Select AAEON'S

# SubCompact Board

Products that fit your application needs

# Gene-4310


NS Geode GXLV

SubCompact Board

Ultra Small

with LCD, LVDS, Ethernet, & Audio

- |   |                                |
|---|--------------------------------|
| ① PC/104 Connector                                    | ⑥ Power Connector              |
| ② Optional LVDS Interface (Gene-4310T)                | ⑦ DB-15 VGA Connector          |
| ③ NS CS5530 Chipset                                   | ⑧ Mini-DIN KB/Mouse Connector  |
| ④ Intel 82559ER 10/100Base-T Fast Ethernet Controller | ⑨ 10/100Base-T RJ-45 Connector |
| ⑤ NS Geode GXLV Low-power CPU                         | ⑩ DB-9 RS-232 Connector        |



## Features

- 3.5" FDD SubCompact Form Factor
- Supports NS Geode GXLV Low-power BGA CPUs
- Supports CRT and 18-bit TFT Panels
- LVDS interface
- 10/100Base-T Fast Ethernet
- Integrated AC-97 2.0 SoundBlaster compatible Audio
- Supports Compact Flash Storages
- 2 COMs/1 Parallel/2 USB/1 IrDA Port
- 5V only operation

## Specifications

### General Functions

CPU	NS Geode GXLV (low-power) 233MHz (available in different speeds by request)
CPU type	Onboard BGA
BIOS	Award 256KB FLASH BIOS
Chipset	NS CS5530
I/O Chipset	Winbond W83977F. Fully 16-bit I/O decoded
Memory	Onboard one 144-pin SODIMM socket supports up to 128 Mbytes SDRAM
Enhanced IDE	Supports two IDE devices. Supports Ultra DMA/33 mode with data transfer rate up to 33MB/sec.
FDD interface	Supports up to two floppy disk drives, 5.25" (360KB and 1.2MB) and/or 3.5" (720KB, 1.44MB, and 2.88MB)
Parallel port	Internal header for bi-directional parallel port x 1. Supports SPP, ECP, and EPP modes
Serial port	One external DB-9 connector supports RS-232 x 1, one internal header supports RS-232/422/485 x 1. Ports can be configured as COM1, COM2, or disabled individually (16C550 equivalent)
IR interface	Supports one IrDA Tx/Rx header
KB/Mouse connector	Mini-DIN connector supports keyboard and PS/2 mouse
USB connectors	One 5 x 2 header onboard supports dual USB ports
Battery	Lithium battery for data retention
Watchdog Timer	Can generate a system reset or IRQ15. Supports Win98, Win3.1. Software selectable time-out interval (15 sec. - 3825 sec., 15 sec./step)
DMA	7 DMA channels (8237 equivalent)
Interrupt	15 interrupt levels (8259 equivalent)
Power management	I/O peripheral devices support power saving and doze/standby/suspend modes. APM 1.2 compliant
H/W status monitoring	Winbond W83781D H/W status monitoring IC supports power supply voltages, fan speed, and temperatures monitoring

### Flat Panel / CRT Interface

Chipset	NS CS5530
Display memory	Shared UMA up to 4MB
Display type	Supports non-interlaced CRT and up to 18-bit TFT LCD displays. Can display both CRT and flat panel simultaneously
Resolution	Up to 1024x768 @ 64K colors (CRT/LCD simultaneous display)

### LVDS Interface (Optional)

Chipset	Thine THC63LVDM63A
Transmitting capability	18-bit panel signal for LVDS cable (3 meters standard)

### Audio Interface

Chipset	NS CS5530
3D audio	Supports Microsoft DirectSound and DirectSound 3D audio technology in two-speaker mode (requires Microsoft Direct Sound 3D supported software titles)
16-bit stereo digital audio	Full-duplex supports enables simultaneous record and playback for Internet communications software

### Ethernet Interface

Chipset	Intel 82559ER 10/100Base-T Fast Ethernet controller
Ethernet interface	Onboard 10/100Base-T RJ-45 connector

### SSD Interface

One socket supports Compact Flash Disk

### Expansion Interface

PC/104 connector	One 16-bit 104-pin connector onboard
------------------	--------------------------------------


### Connectors

External connectors	VGA (DB-15), COM 1 (DB-9), Ethernet (RJ-45), KB/ Mouse (Mini-DIN)
Power connector	4-pin HDD type

### Mechanical and Environmental

Power supply voltage	+5V (4.75V to 5.25V)
Operating temperature	32 to 140° F (0 to 60° C)
Board Size	5.75" (L) x 4" (W) (146 mm x 101.6 mm)
Weight	0.88 lb. (0.4 Kg)

\* Please refer to our website for detailed power consumption information.



Select AAEON'S

# Full-size CPU Card

Products that fit your application needs

# SBC-770


Slot 1

Full-size CPU Card

with LCD, Ethernet, High Drive, & SSD

High Drive

- |   |                                |
|---|--------------------------------|
| ① Three 168-pin DIMM Sockets                  | ⑥ AT Power Connector           |
| ② Intel 440BX Chipset                         | ⑦ Dual USB Ports               |
| ③ 10/100Base-T Fast Ethernet Controller       | ⑧ CRT Connector                |
| ④ Flat Panel Display Connector                | ⑨ 10/100Base-T RJ-45 Connector |
| ⑤ C&T 69000 LCD Controller built-in 2MB SDRAM | ⑩ Socket for DiskOnChip®       |



## Features

- Supports Intel Slot 1 Pentium II/III CPUs
- C&T 69000 LCD controller supports 36-bit TFT Panels
- 10/100Base-T Fast Ethernet
- Supports DiskOnChip® (SSD) up to 288MB
- High Drive design to enhance the ISA driving capacity

Intel Pentium® II/III Slot 1



## Specifications

### General Functions

<b>CPU</b>	Intel Slot 1 Pentium II 233-450 MHz, Pentium III 450-700 MHz processors (with system bus frequencies of 66/100 MHz)
<b>CPU type</b>	Intel Slot 1
<b>Bus interface</b>	PICMG 2.0 standard
<b>ISA driving capacity</b>	Built-in Address/data buffer supports ISA driving capacity up to 64mA
<b>BIOS</b>	Award 256KB FLASH BIOS
<b>Chipset</b>	Intel 440BX
<b>I/O Chipset</b>	Winbond W83977F. Fully 16-bit I/O decoded
<b>Memory</b>	Onboard three 168-pin DIMM sockets support up to 768 Mbytes SDRAM
<b>Enhanced IDE</b>	Supports four IDE devices. Supports Ultra DMA/33 mode with data transfer rate 33MB/sec.
<b>FDD interface</b>	Supports two floppy disk drives, 5.25" (360KB and 1.2MB) and/or 3.5" (720KB, 1.44MB, and 2.88MB)
<b>Parallel port</b>	One bi-directional parallel port. Supports SPP, ECP, and EPP modes
<b>Serial port</b>	One RS-232 and one RS-232/422/485 serial port. Ports can be configured as COM1, COM2, COM3, COM4, or disabled individually. (16C550 equivalent)
<b>IR interface</b>	Supports one IrDA Tx/Rx header
<b>KB/Mouse connector</b>	6-pin mini-DIN connector supports PC/AT keyboard and PS/2 mouse. Additional 5-pin header supports PC/AT keyboard for IPC applications
<b>USB connectors</b>	One 5 x 2 header onboard supports dual USB ports
<b>Battery</b>	Lithium battery for data retention
<b>Watchdog timer</b>	Can generate a system reset, IRQ15, or NMI. Software selectable time-out interval (2 sec. - 255 sec., 1 sec./step)
<b>DMA</b>	7 DMA channels (8237 equivalent)
<b>Interrupt</b>	15 interrupt levels (8259 equivalent)
<b>Power management</b>	I/O peripheral devices support power saving and doze/standby/suspend modes. APM 1.2 compliant
<b>H/W status monitoring</b>	Winbond W83781D H/W status monitoring IC supports power supply voltages, and temperatures monitoring

### Flat Panel/CRT Interface

<b>Chipset</b>	C&T 69000
<b>Display memory</b>	Built-in 2MB SDRAM
<b>Display type</b>	Supports non-interlaced CRT and LCD (TFT, DSTN, and MONO) displays. Can display both CRT and Flat Panel simultaneously
<b>Resolution</b>	Up to 1024x768@64K colors (CRT/LCD simultaneous display)

### Ethernet Interface

<b>Chipset</b>	Realtek RTL8139B 10/100Base-T Fast Ethernet controller
<b>Ethernet interface</b>	Onboard 10/100Base-T RJ-45 connector. Optional Remote Boot ROM function

### SSD Interface

One 32-pin DIP socket supports M-Systems DiskOnChip® 2000 series up to 288MB

### Mechanical and Environmental

<b>Power supply voltage</b>	+5V (4.75V to 5.25V), +12V (11.4V to 12.6V)
<b>Operating temperature</b>	32 to 140° F (0 to 60° C)
<b>Board size</b>	13.3"(L) x 4.8"(W) (338mm x 122mm)
<b>Weight</b>	1.2 lb. (0.5 Kg)

\* Please refer to our website for detailed power consumption information.



# SBC-675


Socket 370

Full-size CPU Card

with LCD, Ethernet, High Drive, & SSD

Socket 370

- |   |                                |
|---|--------------------------------|
| ① Intel 370-pin Socket                    | ⑦ Dual USB Ports               |
| ② Three 168-pin DIMM Sockets              | ⑧ CRT Connector                |
| ③ Intel 440BX Chipset                     | ⑨ 10/100Base-T RJ-45 Connector |
| ④ 10/100 Base-T Fast Ethernet Controller  | ⑩ Socket for DiskOnChip®       |
| ⑤ Flat Panel Display Connector            |                                |
| ⑥ C&T 69000 LCD Controller with 2MB SDRAM |                                |



## Features

- Supports Intel Socket 370 Celeron CPU with 66MHz FSB
- C&T 69000 LCD controller supports 36-bit TFT Panels
- 10/100Base-T Fast Ethernet
- Supports DiskOnChip® (SSD) up to 288MB
- High Drive design to enhance the ISA driving capacity

## Specifications

### General Functions

<b>CPU</b>	Intel Celeron™ and compatible CPUs (with system bus frequencies of 66 MHz)
<b>CPU type</b>	Intel Socket 370
<b>Bus interface</b>	PICMG 2.0 standard
<b>ISA driving capacity</b>	Built-in Address/Data buffer supports driving capacity up to 64mA
<b>BIOS</b>	Award 256KB FLASH BIOS
<b>Chipset</b>	Intel 440BX
<b>I/O chipset</b>	Winbond W83977F. Fully 16-bit I/O decoded
<b>Memory</b>	Onboard three 168-pin DIMM sockets support up to 768 Mbytes SDRAM
<b>Enhanced IDE</b>	Supports four IDE devices. Supports Ultra DMA/33 mode with data transfer rate 33MB/sec.
<b>FDD interface</b>	Supports two floppy disk drives, 5.25" (360KB and 1.2MB) and/or 3.5" (720KB, 1.44MB, and 2.88MB)
<b>Parallel port</b>	One bi-directional parallel port. Supports SPP, ECP, and EPP modes
<b>Serial port</b>	One RS-232 and one RS-232/422/485 serial port. Ports can be configured as COM1, COM2, COM3, COM4, or disabled individually. (16C550 equivalent)
<b>IR interface</b>	Supports one IrDA Tx/Rx header
<b>KB/Mouse connector</b>	6-pin mini-DIN connector supports PC/AT keyboard and PS/2 mouse. Additional 5-pin header supports PC/AT keyboard for IPC applications
<b>USB connectors</b>	One 5 x 2 header onboard supports dual USB ports
<b>Battery</b>	Lithium battery for data retention
<b>Watchdog timer</b>	Can generate a system reset, IRQ15, or NMI. Software selectable time-out interval (2 sec. ~ 255 sec., 1 sec./step)
<b>DMA</b>	7 DMA channels (8237 equivalent)
<b>Interrupt</b>	15 interrupt levels (8259 equivalent)
<b>Power management</b>	I/O peripheral devices support power saving and doze/standby/suspend modes. APM 1.2 compliant
<b>H/W status monitoring</b>	Winbond W83781D H/W status monitoring IC supports power supply voltages, fan speeds, and temperatures monitoring

### Flat Panel/CRT Interface

<b>Chipset</b>	C&T 69000
<b>Display memory</b>	Built-in 2MB SDRAM
<b>Display type</b>	Supports non-interlaced CRT and LCD (TFT, DSTN, and MONO) displays. Can display both CRT and Flat Panel simultaneously
<b>Resolution</b>	Up to 1024x768@64K colors (CRT/LCD simultaneous display)

### Ethernet Interface

<b>Chipset</b>	Realtek RTL8139B 10/100Base-T Fast Ethernet controller
<b>Ethernet interface</b>	Onboard 10/100Base-T RJ-45 connector. Optional Remote Boot ROM function

### SSD Interface

One 32-pin DIP socket supports M-Systems DiskOnChip® 2000 series up to 288MB

### Mechanical and Environmental

<b>Power supply voltage</b>	+5V (4.75V to 5.25V), +12V (11.4V to 12.6V)
<b>Operating temperature</b>	32 to 140° F (0 to 60° C)
<b>Board size</b>	13.3"(L) x 4.8"(W) (338mm x 122mm)
<b>Weight</b>	1.2 lb. (0.5 Kg)

\* Please refer to our website for detailed power consumption information.

# SBC-598


Socket 7

Full-size CPU Card

with VGA, High Drive, & SSD

High Drive

- ① SIS 5598 Chipset
- ② DIMM Socket
- ③ USB Connector
- ④ CRT Connector
- ⑤ Socket for DiskOnChip®
- ⑥ Intel Socket 7



## Features

- Supports Intel Pentium MMX 166~233MHz CPUs
- SiS5598 VGA controller onboard
- Supports DiskOnChip® (SSD) up to 288MB
- High Drive design to enhance the ISA driving capacity

## Specifications

### General Functions

CPU	Intel Pentium MMX 166-233MHz, AMD-K6-2 233-300MHz, Cyrix 6X86MX-PR166-200GP/M2-300MHz, and IDT Winchip C6 200-240MHz
CPU type	Intel Socket 7
Bus interface	PICMG 2.0 standard
ISA driving capacity	Built-in Address/Data buffer supports driving capacity up to 64mA
BIOS	Award 128KB FLASH BIOS
Chipset	SiS5598
I/O chipset	ITE IT8661F. Fully 16-bit I/O decoded
L2 Cache	Onboard 512KB pipeline burst level two Cache
Memory	Onboard four 72-pin SIMM and one 168-pin DIMM sockets support up to 256Mbytes Fast Page or EDO DRAM
Enhanced IDE	Supports four IDE devices. Supports Ultra DMA/33 mode with data transfer rate 33MB/sec.
FDD interface	Supports two floppy disk drives, 5.25" (360KB and 1.2MB) and/or 3.5" (720KB, 1.44MB, and 2.88MB)
Parallel port	One bi-directional parallel port. Supports SPP, ECP, and EPP modes
Serial port	Two RS-232 serial ports. Ports can be configured as COM1, COM2, COM3, COM4, or disabled individually. (16C550 equivalent)
IR interface	Supports one IrDA Tx/Rx header
KB/Mouse connector	6-pin mini-DIN connector supports PC/AT keyboard and PS/2 mouse. Additional 5-pin header supports PC/AT keyboard for IPC applications
USB connectors	One 5 x 2 header onboard supports dual USB ports
Battery	Lithium battery for data retention
Watchdog timer	Can generate a system reset, IRQ15, or NMI. Software selectable time-out interval (2 sec. ~ 128 min., 1 sec./step)
DMA	7 DMA channels (8237 equivalent)
Interrupt	15 interrupt levels (8259 equivalent)

**Power management** I/O peripheral devices support power saving and doze/standby/suspend modes. APM 1.2 compliant

### CRT Interface

Chipset	SiS 5598
Display memory	UMA supports up to 4MB display memory
Display type	Supports non-interlaced CRT displays.
Resolution	Up to 1024x768@16M colors

### SSD Interface

One 32-pin DIP socket supports M-Systems DiskOnChip® 2000 series up to 288MB

### Mechanical and Environmental

Power supply voltage	+5V (4.75V to 5.25V), +12V (11.4V to 12.6V)
Operating temperature	32 to 140° F (0 to 60° C)
Board size	13.3"(L) x 4.8"(W) (338mm x 122mm)
Weight	1.2 lb. (0.5 Kg)

\* Please refer to our website for detailed power consumption information.

# SBC-597

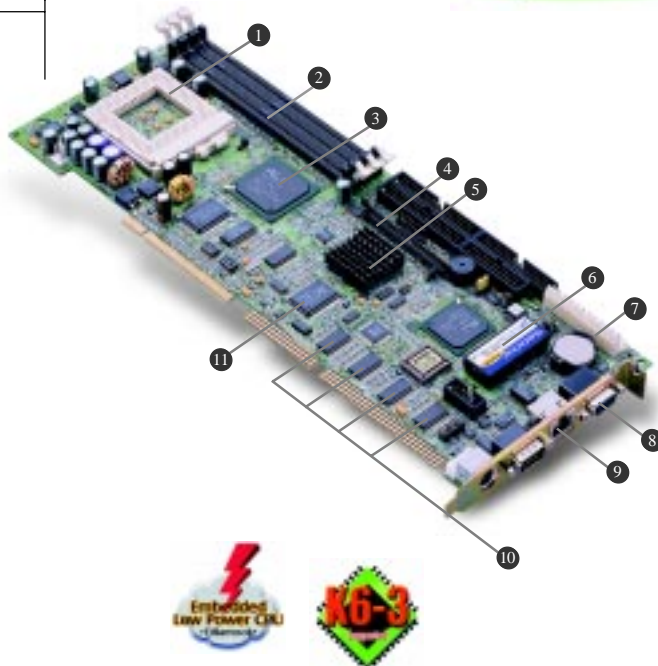
Super 7

Full-size CPU Card

with LCD, Ethernet, High Drive, & SSD

High Drive

- |  |   |
|--|---|
| ① Intel Socket 7 Supports 66/100MHz FSB CPUs | ⑦ AT Power Connector                    |
| ② Three 168-pin DIMM Sockets                 | ⑧ CRT Connector                         |
| ③ ALI M1541/1543 chipset                     | ⑨ 10/100Base-T RJ-45 Connector          |
| ④ Flat Panel Display Connector               | ⑩ Address/Data Bus Buffers              |
| ⑤ C&T 69000 LCD Controller With 2MB SDRAM    | ⑪ 10/100Base-T Fast Ethernet Controller |
| ⑥ Socket for DiskOnChip®                     |   |



## Features

- 66/100MHz FSB supports AMD K6-3 CPUs
- Supports Intel Tillamook low power CPUs
- C&T 69000 LCD controller supports 36-bit TFT Panels
- 10/100Base-T Fast Ethernet
- Supports DiskOnChip® (SSD) up to 288MB
- High Drive design to enhance the ISA driving capacity

## Specifications

### General Functions

<b>CPU</b>	Intel Pentium MMX 166-266MHz, AMD K6-2/K6-3 266-450MHz, Cyrix/IBM 6X86MX-PR166-266GP/M2-300MHz, and IDT Winchip-2 200-266MHz
<b>CPU type</b>	Intel Socket 7
<b>Bus interface</b>	PICMG 2.0 standard
<b>ISA driving capacity</b>	Built-in Address/Data buffer supports driving capacity up to 64mA
<b>BIOS</b>	Award 256KB FLASH BIOS
<b>Chipset</b>	ALi 1541/1543
<b>I/O Chipset</b>	ALi 1543
<b>L2 Cache</b>	Onboard 512KB pipeline burst level two Cache
<b>Memory</b>	Onboard three 168-pin DIMM sockets support up to 768 Mbytes SDRAM
<b>Enhanced IDE</b>	Supports four IDE devices. Supports Ultra DMA/33 mode with data transfer rate 33MB/sec.
<b>FDD interface</b>	Supports two floppy disk drives, 5.25" (360KB and 1.2MB) and/or 3.5" (720KB, 1.44MB, and 2.88MB)
<b>Parallel port</b>	One bi-directional parallel port. Supports SPP, ECP, and EPP modes
<b>Serial port</b>	One RS-232 and one RS-232/422/485 serial port. Ports can be configured as COM1, COM2, COM3, COM4, or disabled individually. (16C550 equivalent)
<b>IR interface</b>	Supports one IrDA Tx/Rx header
<b>KB/Mouse connector</b>	6-pin mini-DIN connector supports PC/AT keyboard and PS/2 mouse. Additional 5-pin header supports PC/AT keyboard for IPC applications
<b>USB connectors</b>	One 5 x 2 header onboard supports dual USB ports
<b>Battery</b>	Lithium battery for data retention
<b>Watchdog timer</b>	Can generate a system reset, IRQ15, or NMI. Software selectable time-out interval ( 2 sec. ~ 255 sec., 1 sec./step)
<b>DMA</b>	7 DMA channels (8237 equivalent)
<b>Interrupt</b>	15 interrupt levels (8259 equivalent)
<b>Power management</b>	I/O peripheral devices support power saving and doze/standby/suspend modes. APM 1.2 compliant
<b>H/W status monitoring</b>	Winbond W83781D H/W status monitoring IC supports power supply voltages, and temperatures monitoring

### Flat Panel/CRT Interface

<b>Chipset</b>	C&T 69000
<b>Display memory</b>	Built-in 2MB SDRAM
<b>Display type</b>	Supports non-interlaced CRT and LCD (TFT, DSTN, and MONO) displays. Can display both CRT and Flat Panel simultaneously
<b>Resolution</b>	Up to 1024x768@64K colors (CRT/LCD simultaneous display)

### Ethernet Interface

<b>Chipset</b>	Realtek RTL8139B 10/100Base-T Fast Ethernet controller
<b>Ethernet interface</b>	Onboard 10/100Base-T RJ-45 connector. Optional Remote Boot ROM function


### SSD Interface

One 32-pin DIP socket supports M-Systems DiskOnChip® 2000 series up to 288MB

### Mechanical and Environmental

<b>Power supply voltage</b>	+5V (4.75V to 5.25V), +12V (11.4V to 12.6V)
<b>Operating temperature</b>	32 to 140° F (0 to 60° C)
<b>Board size</b>	13.3"(L) x 4.8"(W) (338mm x 122mm)
<b>Weight</b>	1.2 lb. (0.5 Kg)

\* Please refer to our website for detailed power consumption information.



Select AAEON'S

# Half-size CPU Card

Products that fit your application needs

# SBC-658

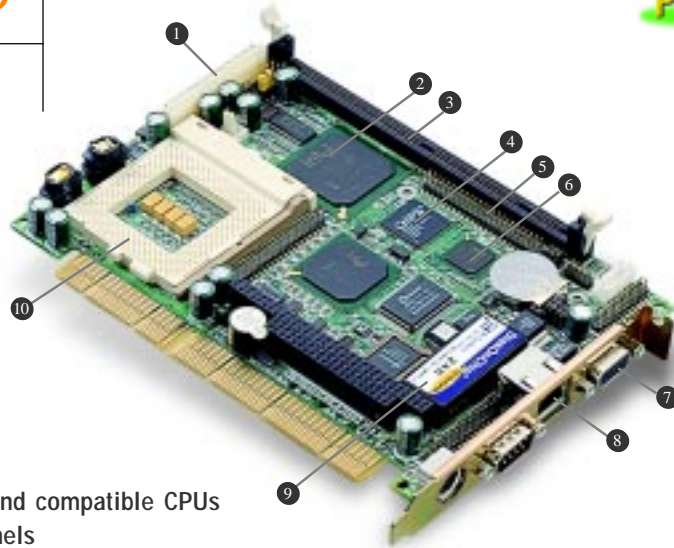
FC/Socket 370

Half-size CPU Card

with LCD, Ethernet, & SSD

PISA

- |   |   |
|---|---|
| ① Power connectors (P8&P9)                | ⑥ Intel 82559ER 10/100Base-T Fast Ethernet Controller |
| ② Intel 440BX                             | ⑦ CRT Connector                                       |
| ③ DIMM Socket                             | ⑧ 10/100Base-T RJ-45 Connector                        |
| ④ C&T 69000 Flat Panel/CRT VGA Controller | ⑨ Socket for DiskOnChip®                              |
| ⑤ Flat Panel Display Connector            | ⑩ Intel 370-pin Socket                                |



Available In Q3



## Features

- Supports both Intel FC-370 Pentium III, Celeron, and compatible CPUs
- C&T 69000 LCD controller supports 36-bit TFT panels
- Intel 82559ER 10/100Base-T Fast Ethernet
- Supports DiskOnChip® (SSD) up to 288MB
- PISA bus interface
- PC/104 expansion connector

## Specifications

### General Functions

<b>CPU</b>	Intel FC-370 Pentium III (Coppermine), Celeron, and compatible CPUs (with system bus frequencies of 66/100MHz)
<b>CPU type</b>	Intel Socket 370
<b>Bus interface</b>	PISA bus
<b>BIOS</b>	Award 256KB FLASH BIOS
<b>Chipset</b>	Intel 440BX
<b>I/O Chipset</b>	Winbond W83977TF. Fully 16-bit I/O decoded
<b>Memory</b>	Onboard one 168-pin DIMM socket supports up to 256 Mbytes SDRAM
<b>Enhanced IDE</b>	Supports two IDE devices. Supports Ultra DMA/33 mode with data transfer rate up to 33MB/sec.
<b>FDD interface</b>	Supports two floppy disk drives, 5.25" (360KB and 1.2MB) and/or 3.5" (720KB, 1.44MB, and 2.88MB)
<b>Parallel port</b>	One bi-directional parallel port. Supports SPP, ECP, and EPP modes
<b>Serial port</b>	One RS-232 and one RS-232/422/485 serial port. Ports can be configured as COM1, COM2, COM3, COM4, or disabled individually. (16C550 equivalent)
<b>IR interface</b>	Supports one IrDA Tx/Rx header
<b>KB/Mouse connector</b>	6-pin mini DIN connector supports PC/AT keyboard and PS/2 mouse
<b>USB connectors</b>	5 x 2 header onboard supports dual USB ports
<b>Battery</b>	Lithium battery for data retention
<b>Watchdog timer</b>	Can generate a system reset, IRQ15 or NMI. Software selectable time-out interval (32 sec. ~ 254.5 min., 1 min./step)
<b>DMA</b>	7 DMA channels (8237 equivalent)
<b>Interrupt</b>	15 interrupt levels (8259 equivalent)
<b>Power management</b>	I/O peripheral devices support power saving and doze/standby/suspend modes. APM 1.2 compliant

### Flat Panel/CRT Interface

<b>Chipset</b>	C&T 69000 (mBGA)
<b>Display memory</b>	Built-in 2MB SDRAM
<b>Display type</b>	Supports non-interlaced CRT and LCD (TFT, DSTN, and MONO) displays. Can display both CRT and Flat Panel simultaneously

**Resolution** Up to 1024x768@64K colors (CRT/LCD simultaneous display)

### Ethernet Interface

**Chipset** Intel 82559ER Base-T Fast Ethernet controller  
**Ethernet interface** Onboard 10/100Base-T RJ-45 connector. Optional Remote Boot ROM function

### SSD Interface

One 32-pin DIP socket supports M-Systems DiskOnChip® 2000 series up to 288MB

### Expansion Interface

**PC/104 connector** One 16-bit 104-pin connector onboard

### Mechanical and Environmental

**Power supply voltage** +5V (4.75V to 5.25V)  
+12V (11.4V to 12.6V)  
**Operating temperature** 32 to 140° F (0 to 60° C)  
**Board Size** 7.3 in (L) x 4.8 in (W) (185mm x 122mm)  
**Weight** 0.3Kg

\* Please refer to our website for detailed power consumption information.

# SBC-656

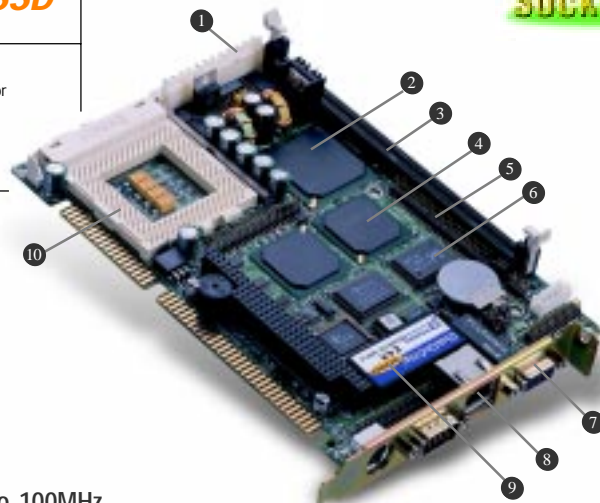
Socket 370

Half-size CPU Card

with LCD, Ethernet, & SSD

Socket 370

- |   |                                |
|---|--------------------------------|
| ① Power connectors (P8&P9)                | ⑦ CRT Connector                |
| ② Intel 440BX                             | ⑧ 10/100Base-T RJ-45 Connector |
| ③ DIMM Socket                             | ⑨ Socket for DiskOnChip®       |
| ④ C&T 69000 Flat Panel/CRT VGA Controller | ⑩ Intel 370-pin Socket         |
| ⑤ Flat Panel Display Connector            |                                |
| ⑥ 10/100Base-T Fast Ethernet Controller   |                                |



## Features

- Supports Intel Socket 370 Celeron CPU with FSB up to 100MHz
- C&T 69000 LCD controller supports 36-bit TFT panels
- 10/100Base-T Fast Ethernet
- Supports DiskOnChip® (SSD) up to 288MB
- PC/104 expansion connector



## Specifications

### General Functions

<b>CPU</b>	Intel Celeron™ and compatible CPUs (with system bus frequencies of 66/100 MHz)
<b>CPU type</b>	Intel Socket 370
<b>Bus Interface</b>	ISA bus
<b>BIOS</b>	Award 256KB FLASH BIOS
<b>Chipset</b>	Intel 440BX
<b>I/O Chipset</b>	Winbond W83977. Fully 16-bit I/O decoded
<b>Memory</b>	Onboard one 168-pin DIMM socket supports up to 256 Mbytes SDRAM
<b>Enhanced IDE</b>	Supports two IDE devices. Supports Ultra DMA/33 mode with data transfer rate up to 33MB/sec.
<b>FDD interface</b>	Supports two floppy disk drives, 5.25" (360KB and 1.2MB) and/or 3.5" (720KB, 1.44MB, and 2.88MB)
<b>Parallel port</b>	One bi-directional parallel port. Supports SPP,ECP, and EPP modes
<b>Serial port</b>	One RS-232 and one RS-232/422/485 serial port. Ports can be configured as COM1, COM2, COM3, COM4, or disabled individually. (16C550 equivalent)
<b>IR interface</b>	Supports one IrDA Tx/Rx header
<b>KB/mouse connector</b>	6-pin mini-DIN connector supports PC/AT keyboard and PS/2 mouse
<b>USB connectors</b>	One 5 x 2 header onboard supports dual USB ports
<b>Battery</b>	Lithium battery for data retention
<b>Watchdog timer</b>	Can generate a system reset, IRQ15 or NMI. Software selectable time-out interval (32 sec. ~ 254.5 min., 1 min./step)
<b>DMA</b>	7 DMA channels (8237 equivalent)
<b>Interrupt</b>	15 interrupt levels (8259 equivalent)
<b>Power management</b>	I/O peripheral devices support power saving and doze/standby/suspend modes. APM 1.2 compliant

### Flat Panel /CRT Interface

<b>Chipset</b>	C&T 69000
<b>Display memory</b>	Built-in 2MB SDRAM
<b>Display type</b>	Supports non-interlaced CRT and LCD (TFT, DSTN, and MONO) displays. Can display both CRT and Flat Panel simultaneously
<b>Resolution</b>	Up to 1024x768@64K colors (CRT/LCD simultaneous display)

### Ethernet Interface

<b>Chipset</b>	Realtek RTL8139B 10/100Base-T Fast Ethernet controller
<b>Ethernet interface</b>	Onboard 10/100Base-T RJ-45 connector. Optional Remote Boot ROM function

### SSD Interface

One 32-pin DIP socket supports M-Systems DiskOnChip® 2000 series up to 288MB

### Expansion Interface

<b>PC/104 connector</b>	One 16-bit 104-pin connector onboard
-------------------------	--------------------------------------

### Mechanical and Environmental

<b>Power supply voltage</b>	+5V (4.75V to 5.25V), +12V (11.4V to 12.6V)
<b>Operating temperature</b>	32 to 140° F (0 to 60° C)
<b>Board Size</b>	7.3 in (L) x 4.8 in (W) (185mm x 122mm)
<b>Weight</b>	0.3Kg

\* Please refer to our website for detailed power consumption information.

# SBC-558


Intel® Tillamook MMX

Half-size CPU Card

with LCD, Ethernet, SSD, & PC/104 Plus

CPU Onboard

- ① Intel Mobile Pentium MMX 266 BGA CPU
- ② C&T 69000 Flat Panel/CRT VGA Controller
- ③ PC/104 Plus Connector
- ④ 10/100Base-T Fast Ethernet Controller
- ⑤ Socket for DiskOnChip®
- ⑥ PC/104 Connector
- ⑦ Intel TX Chipset



## Features

- Onboard Intel low-power Mobile Pentium MMX 266MHz BGA CPU
- C&T 69000 LCD controller supports 36-bit TFT panels
- 10/100Base-T Fast Ethernet
- Supports DiskOnChip® (SSD) up to 288MB
- PC/104 Plus expansion connector



## Specifications

### General Functions

CPU	Intel Mobile Pentium MMX 266MHz BGA
CPU type	Onboard BGA
Bus Interface	ISA bus
BIOS	Award 256KB FLASH BIOS
Chipset	Intel 430TX
I/O Chipset	Winbond W83977. Fully 16-bit I/O decoded
L2 Cache	Onboard 512KB pipeline burst level two Cache
Memory	Onboard one 144-pin SODIMM socket supports up to 128 Mbytes SDRAM
Enhanced IDE	Supports two IDE devices. Supports Bus Master mode with data transfer rate 33MB/sec.
FDD interface	Supports two floppy disk drives, 5.25" (360KB and 1.2MB) and/or 3.5" (720KB, 1.44MB, and 2.88MB)
Parallel port	One bi-directional parallel port. Supports SPP,ECP, and EPP modes
Serial port	One RS-232 and one RS-232/422/485 serial port. Ports can be configured as COM1, COM2, COM3, COM4, or disabled individually. (16C550 equivalent)
IR interface	Supports one IrDA Tx/Rx header
KB/Mouse connector	6-pin mini DIN connector supports PC/AT keyboard and PS/2 mouse
USB connectors	One 5 x 2 header onboard supports dual USB ports
Battery	Lithium battery for data retention
Watchdog Timer	Can generate a system reset, IRQ15 or NMI. Software selectable time-out interval (32 sec. ~ 254.5 min., 1 min./step)
DMA	7 DMA channels (8237 equivalent)
Interrupt	15 interrupt levels (8259 equivalent)
Power management	I/O peripheral devices support power saving and doze/standby/suspend modes APM 1.2 compliant

### Flat Panel/CRT Interface

Chipset	C&T 69000 (mBGA)
Display memory	Built-in 2MB SDRAM
Display type	Supports non-interlaced CRT and LCD (TFT, DSTN, and MONO) displays. Can display both CRT and Flat Panel simultaneously
Resolution	Up to 1024x768@64K colors (CRT/LCD simultaneous display)

### Ethernet Interface

Chipset	Intel 82559ER 10/100Base-T Fast Ethernet controller
Ethernet interface	Onboard 10/100Base-T RJ-45 connector. Optional Remote Boot ROM function

### SSD Interface

One 32-pin DIP socket supports M-Systems DiskOnChip® 2000 series up to 288MB

### Expansion Interface

PC/104 Plus connector One 32-bit 224-pin connector onboard

### Mechanical and Environmental

Power supply voltage	+5V(4.75V to 5.25V), +12V (11.4V to 12.6V)
Operating temperature	32 to 140° F (0 to 60° C)
Board Size	7.3 in (L) x 4.8 in (W) (185mm x 122mm)
Weight	0.3Kg

\* Please refer to our website for detailed power consumption information.

# SBC-557


Super 7

Half-size CPU Card

with LCD, Ethernet, & SSD

Super 7

- |   |   |
|---|---|
| ① Power Connectors (P8&P9)                | ⑦ CRT Connector                           |
| ② ALI 1541/1543 Chipset                   | ⑧ 10/100Base-T RJ-45 Connector            |
| ③ DIMM Socket                             | ⑨ Socket for DiskOnChip®                  |
| ④ C&T 69000 Flat Panel/CRT VGA Controller | ⑩ Intel Socket 7 Supports 100MHz FSB CPUs |
| ⑤ Flat Panel Display Connector            |   |
| ⑥ 10/100Base-T Fast Ethernet Controller   |   |



## Features

- 100MHz FSB supports AMD K6-3 CPUs
- C&T 69000 LCD controller supports 36-bit TFT panels
- 10/100Base-T Fast Ethernet
- Supports DiskOnChip® (SSD) up to 288MB
- PC/104 expansion connector



## Specifications

### General Functions

<b>CPU</b>	Intel Pentium MMX 166-266MHz, AMD K6-2/K6-3 266-450MHz, Cyrix/IBM 6X86MX-PR166-266GP/M2 300MHz, and IDT Winchip-2 200-266MHz
<b>CPU type</b>	Intel Socket 7
<b>Bus Interface</b>	ISA bus
<b>BIOS</b>	Award 256KB FLASH BIOS
<b>Chipset</b>	ALI 1541/1543
<b>I/O Chipset</b>	Winbond W83977. Fully 16-bit I/O decoded
<b>L2 Cache</b>	Onboard 512KB pipeline burst level two Cache
<b>Memory</b>	Onboard one 168-pin DIMM socket supports up to 256Mbytes SDRAM
<b>Enhanced IDE</b>	Supports two IDE devices. Supports Ultra DMA/33 mode with data transfer rate up to 33MB/sec.
<b>FDD interface</b>	Supports two floppy disk drives, 5.25" (360KB and 1.2MB) and/or 3.5" (720KB, 1.44MB, and 2.88MB)
<b>Parallel port</b>	One bi-directional parallel port. Supports SPP, ECP, and EPP modes
<b>Serial port</b>	One RS-232 and one RS-232/422/485 serial port. Ports can be configured as COM1, COM2, COM3, COM4, or disabled individually. (16C550 equivalent)
<b>IR interface</b>	Supports one IrDA Tx/Rx header
<b>KB/Mouse connector</b>	6-pin mini-DIN connector supports PC/AT keyboard and PS/2 mouse
<b>USB connectors</b>	One 5 x 2 header onboard supports dual USB ports
<b>Battery</b>	Lithium battery for data retention
<b>Watchdog timer</b>	Can generate a system reset, IRQ15 or NMI. Software selectable time-out interval (2 sec.-255 sec., 0.5 sec./step)
<b>DMA</b>	7 DMA channels (8237 equivalent)
<b>Interrupt</b>	15 interrupt levels (8259 equivalent)
<b>Power management</b>	I/O peripheral devices support power saving and doze/standby/suspend modes. APM 1.2 compliant

### Flat Panel/CRT Interface

<b>Chipset</b>	C&T 69000
<b>Display memory</b>	2MB SDRAM built in chip
<b>Display type</b>	Supports non-interlaced CRT and LCD (TFT, DSTN, and MONO) displays. Can display both CRT and Flat Panel simultaneously
<b>Resolution</b>	Up to 1024x768@64K colors (CRT/LCD simultaneous display)

### Ethernet Interface

<b>Chipset</b>	Realtek RTL8139B 10/100Base-T Fast Ethernet controller
<b>Ethernet interface</b>	Onboard 10/100Base-T RJ-45 connector. Optional Remote Boot ROM function

### SSD Interface

One 32-pin DIP socket supports M-Systems DiskOnChip® 2000 series up to 288MB

### Expansion Interface

<b>PC/104 connector</b>	One 16-bit 104-pin connector onboard
-------------------------	--------------------------------------

### Mechanical and Environmental

<b>Power supply voltage</b>	+5V (4.75V to 5.25V) +12V (11.4V to 12.6V)
<b>Operating temperature</b>	32 to 140° F (0 to 60° C)
<b>Board Size</b>	7.3 in (L) x 4.8 in (W) (185mm x 122mm)
<b>Weight</b>	0.3Kg

\* Please refer to our website for detailed power consumption information.




# SBC-556/L

Socket 7

Half-size CPU Card

with LCD, Ethernet, & SSD

- |  |                          |
|--|--------------------------|
| ① C&T 69000 Flat Panel/CRT VGA Controller                          | ⑤ Socket for DiskOnChip® |
| ② 10/100Base-T Fast Ethernet Controller (on the back of the board) | ⑥ PC/104 Connector       |
| ③ 10/100Base-T RJ-45 Connector                                     | ⑦ SIS 5582 Chipset       |
| ④ CRT Connector  |                          |



## Features

- Supports Intel Pentium MMX 166~233MHz CPUs
- C&T 69000 LCD controller supports 36-bit TFT panels
- 10/100Base-T Fast Ethernet
- Supports DiskOnChip® (SSD) up to 288MB
- PC/104 expansion connector

## Specifications

### General Functions

<b>CPU</b>	Intel Pentium MMX 166~233MHz, AMD-K6-2 233~300MHz, Cyrix 6X86MX-PR166~200GP/M2-300MHz, and IDT Winchip C6 200~240MHz
<b>CPU type</b>	Intel Socket 7
<b>Bus Interface</b>	ISA bus
<b>BIOS</b>	Award 256KB FLASH BIOS
<b>Chipset</b>	SIS5582
<b>I/O chipset</b>	Winbond W83877. Fully 16-bit I/O decoded
<b>L2 Cache</b>	Onboard 512KB pipeline burst level two Cache
<b>Memory</b>	Onboard two 72-pin SIMM sockets support up to 128 Mbytes Fast Page or EDO DRAM
<b>Enhanced IDE</b>	Supports two IDE devices. Supports Ultra DMA/33 mode with data transfer rate 33MB/sec.
<b>FDD interface</b>	Supports two floppy disk drives, 5.25" (360KB and 1.2MB) and/or 3.5" (720KB, 1.44MB, and 2.88MB)
<b>Parallel port</b>	One bi-directional parallel port. Supports SPP, ECP, and EPP modes
<b>Serial port</b>	One RS-232 and one RS-232/422/485 serial port. Ports can be configured as COM1, COM2, COM3, COM4, or disabled individually. (16C550 equivalent)
<b>IR interface</b>	Supports one IrDA Tx/Rx header
<b>KB/Mouse connector</b>	6-pin mini-DIN connector supports PC/AT keyboard and PS/2 mouse. Additional 5-pin header supports PC/AT keyboard for IPC applications
<b>USB connectors</b>	One 5 x 2 header onboard supports dual USB ports
<b>Battery</b>	Lithium battery for data retention
<b>Watchdog timer</b>	Can generate a system reset, IRQ15, IRQ10, IRQ11, or NMI. Software selectable time-out interval (2 sec. ~ 128 min., 1 sec./step)
<b>DMA</b>	7 DMA channels (8237 equivalent)
<b>Interrupt</b>	15 interrupt levels (8259 equivalent)
<b>Power management</b>	I/O peripheral devices support power saving and doze/standby/suspend modes. APM 1.2 compliant
<b>H/W monitor (SBC-556 only)</b>	Can detect CPU temperature fan speed

### Flat Panel/CRT Interface

<b>Chipset</b>	C&T 69000
<b>Display memory</b>	Built-in 2MB SDRAM
<b>Display type</b>	Supports non-interlaced CRT and LCD (TFT, DSTN, and MONO) displays. Can display both CRT and Flat Panel simultaneously
<b>Resolution</b>	Up to 1024x768@64K colors (CRT/LCD simultaneous display)

### Ethernet Interface (SBC-556 only)

<b>Chipset</b>	Realtek RTL8139B 10/100Base-T Fast Ethernet controller
<b>Ethernet interface</b>	Onboard 10/100Base-T RJ-45 connector. Optional Remote Boot ROM function

### SSD Interface

One 32-pin DIP socket supports M-Systems DiskOnChip® 2000 series up to 288MB

### Expansion Interface

<b>PC/104 connector</b>	One 16-bit 104-pin connector onboard
-------------------------	--------------------------------------

### Mechanical and Environmental

<b>Power supply voltage</b>	+5V (4.75V to 5.25V), +12V
<b>Operating temperature</b>	32 to 140° F (0 to 60° C)
<b>Board size</b>	7.3"(L) x 4.8"(W) (185mm x 122mm)
<b>Weight</b>	0.3Kg

\* Please refer to our website for detailed power consumption information.

# SBC-456/E

486DX5-133

Half-size CPU Card

with LCD, Ethernet, & SSD

CPU Onboard

- ① AMD 486 DX5-133 CPU (SQFP)
- ② Flat Panel Display Connector
- ③ 10Base-T Ethernet Connector
- ④ CRT Connector
- ⑤ ALI M1487/1489 Chipset
- ⑥ Socket for DiskOnChip®



## Features

- Onboard AMD 486DX5-133 CPU (SQFP)
- C&T 65550 LCD controller with 2MB EDO memory
- 10Base-T Ethernet
- Supports DiskOnChip® (SSD) up to 288MB
- PC/104 expansion connector

## Specifications

### General Functions

CPU	AMD 486DX5-133 SQFP
CPU type	Onboard SQFP
Bus Interface	ISA bus
BIOS	AMI 128KB FLASH BIOS
Chipset	ALI M1487/1489
I/O Chipset	ITE IT8661F. Fully 16-bit I/O decoded
L2 Cache	Onboard 128KB level two Cache. Could be upgraded to 512KB by factory
Memory	Onboard two 72-pin SIMM sockets support up to 128Mbytes Fast Page or EDO DRAM
Enhanced IDE	Supports two IDE devices. Supports Bus Master mode with data transfer rate 16.7MB/sec.
FDD interface	Supports two floppy disk drives, 5.25" (360KB and 1.2MB) and/or 3.5" (720KB, 1.44MB, and 2.88MB)
Parallel port	One bi-directional parallel port. Supports SPP, ECP, and EPP modes
Serial port	One RS-232 and one RS-232/422/485 serial port. Ports can be configured as COM1, COM2, COM3, COM4, or disabled individually. (16C550 equivalent)
KB/Mouse connector	6-pin mini-DIN connector supports PC/AT keyboard and PS/2 mouse. Additional 5-pin header supports PC/AT keyboard for IPC applications
Real Time Clock	Dallas DS-12887A or equivalents, powered by lithium battery for data retention
Watchdog timer	Can generate a system reset, IRQ15, or NMI. Software selectable time-out interval (2 sec. ~128 min., 1 sec./step)
DMA	7 DMA channels (8237 equivalent)
Interrupt	15 interrupt levels (8259 equivalent)
Power management	I/O peripheral devices support power saving and doze/standby/suspend modes. APM 1.1 compliant

### Flat Panel/CRT Interface

Chipset	C&T 65550
Display memory	1MB onboard, 2MB optional
Display type	Supports non-interlaced CRT and LCD (TFT, DSTN, and MONO) displays. Can display both CRT and Flat Panel simultaneously
Resolution	Up to 1024x768@64K colors (CRT/LCD simultaneous display)

### Ethernet Interface (SBC-456E only)

Chipset	Realtek RTL8029AS 10Base-T Ethernet controller
Ethernet interface	Onboard 10Base-T RJ-45 connector. Optional Remote boot ROM function

### SSD Interface

One 32-pin DIP socket supports M-Systems DiskOnChip® 2000 series up to 288MB

### Expansion Interface

PC/104 connector	One 16-bit 104-pin connector onboard
------------------	--------------------------------------

### Mechanical and Environmental

Power supply voltage	+5V (4.75V to 5.25V), +3.3V, -12V
Operating temperature	32 to 140° F (0 to 60° C)
Board size	7.3"(L) x 4.8"(W) (185mm x 122mm)
Weight	0.3Kg

\* Please refer to our website for detailed power consumption information.

# SBC-411/E

486DX5-133

Half-size CPU Card

with Ethernet & SSD

CPU Onboard

- ① ALI M1487/1489 Chipset
- ② 10Base-T Ethernet Controller
- ③ 10Base-T RJ-45 Connector
- ④ PC/104 Connector
- ⑤ Socket for DiskOnChip®
- ⑥ 486DX5-133 CPU (SQFP)



## Features

- Onboard AMD 486DX5-133 CPU (SQFP)
- 10Base-T Ethernet
- Supports DiskOnChip® (SSD) up to 288MB
- PC/104 expansion connector

## Specifications

### General Functions

CPU	AMD 486DX5-133 SQFP
CPU type	Onboard SQFP
Bus Interface	ISA bus
BIOS	AMI 128KB FLASH BIOS
Chipset	ALi M1487/1489
I/O Chipset	SMC FDC37C665GT
L2 Cache	Onboard 128KB level two Cache. Could be upgraded to 512KB by factory
Memory	Onboard one 72-pin SIMM socket supports up to 64 Mbytes Fast Page or EDO DRAM
Enhanced IDE	Supports two IDE devices. Supports Bus Master mode with data transfer rate 16.7MB/sec.
FDD interface	Supports two floppy disk drives, 5.25" (360KB and 1.2MB) and/or 3.5" (720KB, 1.44MB, and 2.88MB)
Parallel port	One bi-directional parallel port. Supports SPP, ECP, and EPP modes
Serial port	Two RS-232 serial ports. Ports can be configured as COM1, COM2, COM3, COM4, or disabled individually. (16C550 equivalent)
KB connector	6-pin mini-DIN connector supports PC/AT keyboard. Additional 5-pin header supports PC/AT keyboard for IPC applications
Real Time Clock	Dallas DS-12887A or equivalents, powered by lithium battery for data retention
Watchdog timer	Can generate a system reset, IRQ15, or NMI. Software selectable time-out interval (2 sec.- 128 min., 1 sec./step)
DMA	7 DMA channels (8237 equivalent)
Interrupt	15 interrupt levels (8259 equivalent)
Power management	I/O peripheral devices support power saving and doze/standby/suspend modes. APM 1.1 compliant

### Ethernet Interface (for SBC-411E only)

Chipset	Realtek RTL8029AS 10Base-T Ethernet controller
Ethernet interface	Onboard 10Base-T RJ-45 connector. Optional Remote Boot ROM function

### SSD Interface

One 32-pin DIP socket supports M-Systems DiskOnChip® 2000 series up to 288MB

### Expansion Interface

PC/104 connector	One 16-bit 104-pin connector onboard
------------------	--------------------------------------

### Mechanical and Environmental

Power supply voltage	+5V (4.75V to 5.25V)
Operating temperature	32 to 140° F (0 to 60° C)
Board size	7.3"(L) x 4.8"(W) (185mm x 122mm)
Weight	0.3Kg

\* Please refer to our website for detailed power consumption information.

# SBC-357/4M

386SX-40

Half-size CPU Card

with LCD, SSD, & 4 COMs

CPU Onboard



- ① ALI M6117C CPU and Chipset
- ② C&T 65545 Flat Panel/CRT VGA Controller
- ③ Flat Panel Display Connector

- ④ COM2, RS-232/422/485
- ⑤ COM3/4, RS-232
- ⑥ CRT Connector
- ⑦ Socket for DiskOnChip®

## Features

- Onboard ALi M6117C, Intel 386SX-40 compatible CPU
- Onboard three RS-232 and one RS-232/422/485 serial port
- C&T 65545 LCD controller with 1MB display memory
- Supports DiskOnChip® (SSD) up to 288MB
- PC/104 expansion connector

## Specifications

### General Functions

CPU	Ali M6117C, Intel 80386SX-40 compatible
CPU type	Onboard SOFP
Bus Interface	ISA bus
BIOS	AMI 128KB FLASH BIOS
Chipset	Ali M6117C
I/O Chipset	ITE 8661F
Memory	Onboard 4 Mbytes EDO DRAM supports 4 Mbytes EDO DRAM
Enhanced IDE	Supports two IDE devices
FDD interface	Supports two floppy disk drives, 5.25" (360KB and 1.2MB) and/or 3.5" (720KB, 1.44MB, and 2.88MB)
Parallel port	One bi-directional parallel port. Supports SPP, ECP, and EPP modes
Serial port	Three RS-232 and one RS-232/422/485 serial port. Ports can be configured as COM1, COM2, COM3, COM4, or disabled individually. (16C550 equivalent)
KB/Mouse connector	6-pin mini-DIN connector supports PC/AT keyboard and PS/2 mouse. Additional 5-pin header supports PC/AT keyboard for IPC applications
Battery	Lithium battery for data retention
Watchdog timer	Can generate a system reset, IRQ15, or NMI. Software selectable time-out interval (30.5 $\mu$ s ~ 512 sec., 30.5 $\mu$ s/step)
DMA	7 DMA channels (8237 equivalent)
Interrupt	15 interrupt levels (8259 equivalent)
Power management	I/O peripheral devices support power saving and doze/standby/suspend modes. APM 1.1 compliant

### Flat Panel/CRT Interface

Chipset	C&T 65545
Display memory	Onboard 1MB display memory
Display type	Supports non-interlaced CRT and LCD (TFT, DSTN, and MONO) displays. Can display both CRT and Flat Panel simultaneously
Resolution	Up to 800x600@256 colors

### SSD Interface

One 32-pin DIP socket supports M-Systems DiskOnChip® 2000 series up to 288MB

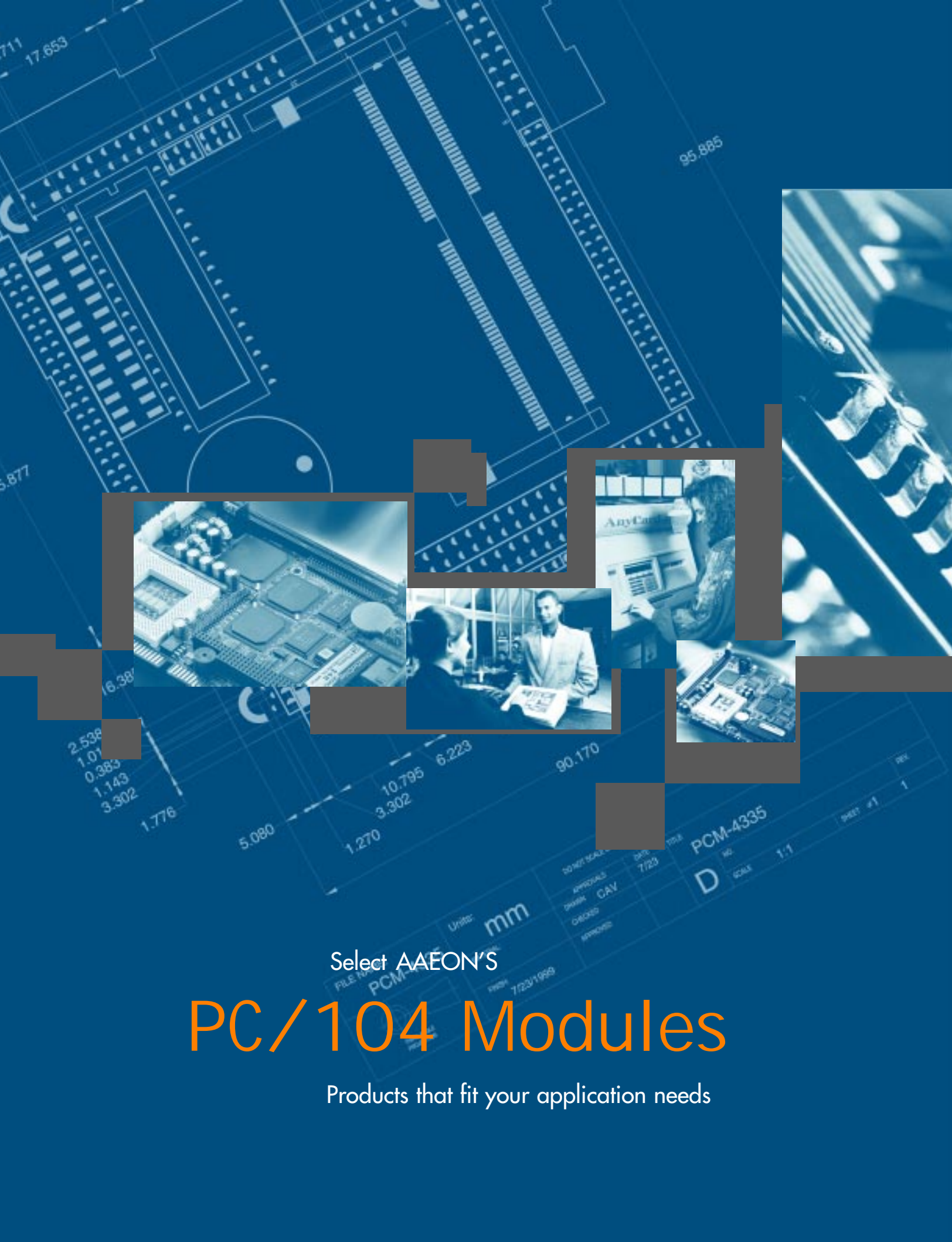
### Expansion Interface

PC/104 connector	One 16-bit 104-pin connector onboard
------------------	--------------------------------------

### Mechanical and Environmental

Power supply voltage	+5V (4.75V to 5.25V)
Operating temperature	32 to 140° F (0 to 60° C)
Board size	7.3"(L) x 4.8"(W) (185mm x 122mm)
Weight	0.3Kg

\* Please refer to our website for detailed power consumption information.



Select AAEON'S

# PC/104 Modules

Products that fit your application needs

# PCM-4335

STPC Client DX-66



PC/104

## CPU Module with LCD & SSD

CPU Onboard

- ① CRT Connector
- ② Flat Panel Display Connector
- ③ STPC Client DX-66 CPU
- ④ Socket for DiskOnChip®
- ⑤ C&T 69000 Flat Panel/CRT VGA Controller
- ⑥ PC/104 Connector

- ⑦ SODIMM Socket Supports Up to 128MB Memory



## Features

- Onboard STPC Client DX-66 CPU
- C&T 69000 LCD controller supports 36-bit TFT panels
- Onboard SODIMM socket supports up to 128 Mbytes DRAM
- Onboard watchdog timer with selectable time-out interval
- Supports DiskOnChip® (SSD) up to 288MB

## Specifications

### General Functions

CPU	STPC Client DX-66
CPU type	Onboard BGA
Bus interface	PC/104 bus
BIOS	AMI 128KB FLASH BIOS
Chipset	STPC Client
I/O Chipset	Winbond W83977F. Fully 16-bit I/O decoded
Memory	Onboard one 144-pin SODIMM socket supports up to 128 Mbytes Fast Page or EDO DRAM (3.3V)
Enhanced IDE	Supports two IDE devices. Supports Bus Master mode with data transfer rate 33MB/sec.
FDD interface	Supports two floppy disk drives, 5.25" (360KB and 1.2MB) and/or 3.5" (720KB, 1.44MB, and 2.88MB)
Parallel port	One bi-directional parallel port. Supports SPP, ECP, and EPP modes
Serial port	One RS-232 and one RS-232/422/485 serial port. Ports can be configured as COM1, COM2, COM3, COM4, or disabled individually. (16C550 equivalent)
KB/Mouse connector	6-pin header supports PC/AT keyboard and PS/2 mouse
Battery	Lithium battery for data retention
Watchdog timer	Can generate a system reset. Software selectable time-out interval (16 sec. ~ 127 min. 0.5 min./step)
DMA	7 DMA channels (8237 equivalent)
Interrupt	15 interrupt levels (8259 equivalent)
Power management	I/O peripheral devices support power saving and doze/standby/suspend modes. APM 1.2 compliant

### Flat Panel/CRT Interface

Chipset	C&T 69000
Display memory	Built-in 2MB SDRAM
Display type	Supports non-interlaced CRT and LCD (TFT, DSTN, and MONO) displays. Can display both CRT and Flat Panel simultaneously
Resolution	Up to 1024x768@64K colors (CRT/LCD simultaneously displaying)

### SSD Interface

One 32-pin DIP socket supports M-Systems DiskOnChip® 2000 series up to 288MB

### Mechanical and Environmental

Power supply voltage	+5V (4.75V to 5.25V)
Operating temperature	32 to 140° F (0 to 60° C)
Board size	3.55"(L) x 3.775"(W) (90mm x 96mm)
Weight	0.6 lb. (0.25 Kg)

\* Please refer to our website for detailed power consumption information.

Note: The PCM-4335 is shipped with a CPU fan.

# PCM-3336


386SX-40

PC/104

## CPU Module with LCD & SSD

CPU Onboard

- |                                |                                   |
|--------------------------------|-----------------------------------|
| ① Flat Panel Display Connector | ⑦ Enhanced IDE Interface          |
| ② COM2 RS-232/422/485          | ⑧ ITE 8661F I/O Chipset           |
| ③ COM1 RS-232                  | ⑨ C&T65554 LCD/CRT VGA Controller |
| ④ ALI M6117C Integrated CPU    | ⑩ 1 MB Display Memory             |
| ⑤ PC/104 connector             |                                   |
| ⑥ Socket for DiskOnChip®       |                                   |



## Features

- Onboard ALI M6117C, Intel 386SX-40 compatible CPU
- Onboard 4 Mbytes Fast Page DRAM
- C&T 65545 LCD controller with 1MB display memory

## Specifications

### General Functions

CPU	ALI M6117C, Intel 80386SX-40 compatible
CPU type	Onboard SQFP
Bus interface	PC/104 bus
BIOS	AMI 128KB FLASH BIOS
Chipset	ALI M6117C
I/O Chipset	ITE8661F
Memory	Onboard 4 Mbytes Fast Page DRAM
Enhanced IDE	Supports up to two IDE devices
FDD interface	Supports up to two floppy disk drives, 5.25" (360KB and 1.2MB) and/or 3.5" (720KB, 1.44MB, and 2.88MB)
Parallel port	One bi-directional parallel port. Supports SPP, ECP, and EPP modes
Serial port	One RS-232 and one RS-232/422/485 serial ports. Ports can be configured as COM1, COM2, COM3, COM4, or disabled individually. (16C550 equivalent)
KB/Mouse connector	8-pin connector supports PC/AT keyboard and PS/2 mouse
Battery	Lithium battery for data retention
Watchdog timer	Can generate a system reset, IRQ15 or NMI. Software selectable time-out interval (30.5 $\mu$ s ~ 512 sec., 30.5 $\mu$ s/step)
DMA	7 DMA channels (8237 equivalent)
Interrupt	15 interrupt levels (8259 equivalent)

### Flat Panel/CRT Interface

Chipset	C&T 65545
Display memory	Onboard 1 MB display memory
Display type	Supports non-interlaced CRT and LCD (TFT, DSTN, and MONO) displays. Can display both CRT and Flat Panel simultaneously
Resolution	Up to 800x600@256 colors

### SSD Interface

One 32-pin DIP socket supports M-Systems DiskOnChip® 2000 series up to 288MB

### Mechanical and Environmental

Power supply voltage	+5V (4.75V to 5.25V)
Operating temperature	32 to 140° F (0 to 60° C)
Board size	3.55"(L) x 3.775"(W) (90mm x 96mm)
Weight	0.6 lb. (0.25 Kg)

\* Please refer to our website for detailed power consumption information.

# PCM-3115B

## PCMCIA Module (Two-slot)

### PCM-3115B

- PCMCIA socket (with ejector) accepts:
  - Type I: Flash/SRAM/ROM memory
  - Type II: Fax/modem/network
  - Type III: ATA mass storage
- Complies with PCMCIA v.2 10 and JEIDA v.4.1
- 16-bit data bus
- Features two PCMCIA drives
- Programmable 8KB SMD-type boot Flash BIOS
- Supports bootable function from linear Flash card, ATA hard disk drives, ATA Flash cards, and SRAM cards
- Busy status LED
- Power requirement: +5V @ 70mA



# PCM-3116



## PC/104 PCMCIA/Compact Flash (ATA) to IDE Module

### PCM-3116

- Allowing system to access the PCMCIA/CompactFlash ATA card directly as an IDE Drive
- PCMCIA/CompactFlash(ATA) to IDE interface
- 40-pin IDE connector
- 4-pin standard power connector
- Supports Type I/II/III ATA Flash, ATA HDD, and CompactFlash cards through 68-pin PCMCIA connector or 50-pin CompactFlash connector
- 5V, 70mA power consumption (typical)
- 0°C to 60°C operating temperature range



# PCM-5600

## PC/104 56K Fax/Modem Module

### PCM-5600

- Data mode: V90, K56flex, V.34, V.32bis, V.32, V.23, V.22bis, V.22, V.21, Bell 212, Bell 103
- Fax mode: ITU-T G3 Fax modulation CLASS 1 & 2 command, ITU-T T.30, V.17, V.29, V.27ter, V.21
- Error correction & data compression: MNP2 - 4(ALT), MNP5(ALT/CLASS5), V.42, V.42bis
- FDSP (Full-duplex speakerphone): Acoustic and line echo cancellation, MIC gain and muting, speaker volume control and muting
- Voice/Audio mode: PCM or ADPCM transmit, Enhanced ADPCM compression/decompression, concurrent DTMF detection, 8-bit monophonic audio data encoding at 11.025 or 7.2KHz
- 2W Leased Line function
- 2M Flash ROM
- Call ID (optional)



# PCM-3610

## PC/104 Isolated RS-232/422/485 Module

### PCM-3610

- Two ports with dual 10-pin connectors:
  - Port 1: RS-232 or RS-422/RS-485
  - Port 2: RS-422/RS-485
- 16C550 UARTs with 16-byte FIFO
- Speeds from 50 to 115 Kbps
- Distances up to 4,000 ft/1.2 Km
- I/O address and interrupt selectable
- 500 V<sub>DC</sub> isolation
- Automatic RS-485 data flow control
- Data flow indicator for troubleshooting
- Surge protection on TX/RX lines
- Power requirement: +5V @ 400mA (typical)

+5V @ 950mA (maximum)



# PCM-3640

## PC/104 4-port RS-232 Module

### PCM-3640

- Four RS-232 ports with 10-pin connectors
- 16C550 UARTs with 16-byte FIFO
- Speeds up to 115 Kbps
- Choose address COM1 to COM4 or other user selectable I/O address
- Individually selectable IRQ for each port (3 to 7, 9 to 12, or 15)
- Full RS-232 interface support (TxD, RxD, RTS, CTS, DTR, DSR, DCD, and GND)
- Power requirement: +5V @ 220mA (typical)



# PCM-3660



## PC/104 Ethernet Module

### PCM-3660

- Hardware and software compatible with Novell NE2000
- 10Mbps throughput
- 8/16-bit data bus (auto-sensing)
- Remote Boot ROM socket for diskless operation
- I/O: 300, 320, 340, or 360H
- IRQ: 2 to 7 or 9 to 12
- Boot ROM address: 0xC8000, 0xCC000, 0xD0000 or 0xD4000H
- Built-in 10Base-T transceiver
- AUI connector supports external transceiver (MAU) for 10Base-5 and 10Base-FOIRL (fiber optic)
- Optional +5V only 10Base-2 external transceiver module (PCM-3661)
- Single +5V power supply @ 400mA (max.) when external transceiver is not used
- Includes software drivers for ODI, NDIS, PC/TCP, PC-NFS, NCSA, LAN manager, PATHWAY, WFW, and SCO UNIX

# PCM-3718H

## 12-bit DAS Module with Programmable Gain

### PCM-3718H

#### Features

- 16 single-ended or 8 differential analog inputs
- 12-bit A/D converter, up to 100 KHz specification Hz sampling rate with DMA transfer
- Two 8-bit digital input/output channels, TTL compatible

#### Specifications

##### Analog Input

- Channels: 16 single-ended or 8 differential inputs
- Resolution: 12 bits
- Input range:
  - Bipolar:  $\pm 10$ ,  $\pm 5$ ,  $\pm 2.5$ ,  $\pm 1.25$ ,  $\pm 0.625$
  - Unipolar: 0-10, 0-5, 0-2.5, 0-1.25

##### Digital Input/Output

- Channels: two 8-bit TTL-level Digital I/O channels
- Input voltage: Logic 0: 0.8 V max.  
Logic 1: 2.0 V min.
- Output voltage: Logic 0: 0.33 V max. @ 6mA (sink)  
Logic 1: 3.84 V min. @ 6mA (source)



# PCM-3724

## 48-channel DIO Module

### PCM-3724

- 48 digital I/O lines
- Channels simulate 8255 PPI mode 0
- Buffered circuits for higher driving capacity than the 8255
- Bit 0 of port C can generate an interrupt to IRQ 2 to 7
- Interrupt triggering rising/falling edge
- Output status readback
- Pin-compatible with Opto-22 I/O module racks
- Transfer rate: 300 Kb/sec. typical, 400 Kb/sec. maximum
- Digital output: Logic level 0: 0.5V max @ 24mA sink  
Logic level 1: 2.0V min
- Power requirement: +5V @ 500mA (typical)  
+5V @ 800mA (max)



# PCM-3840

## DiskOnChip® 2000 Flash Disk Module

### PCM-3840

- 3 sockets, 2 - 144MB capacity per socket
- Simple, easy to use interface
- 32-pin DIP JEDEC standard SRAM/EPROM/Flash compatible package
- High performance - superior read/write speeds
- ECC/EDC for high data reliability
- Full boot operability
- Built-in TrueFFS® which provides full hard disk read/write compatibility
- Operates with FLite™ (FAT-FTL/Lite) software for disk operations in O/S-less environments
- Extensive O/S support - DOS, Windows, Windows 95, Windows NT, pSOS+, QNX, VxWorks and others
- Uses 8 KB memory window
- Power requirement: +5V @ 100mA



# PCM-P50/N

## PC/104 Vehicle Power Supply Module

### PCM-P50/N

PCM-P50/N is a PC/104 Vehicle Power Supply that provides a convenient way to supply power to PC/104 bus equipped products. PCM-P50/N is a high-efficiency 50 Watts DC to DC convertor with optional "logic level" remote shutdown feature. PCM-P50/N is designed for embedded vehicular applications and to withstand low ambient temperatures (-40°C), and the shocks and vibration of mobile equipment.


### Features

- Clean and filtered power for the PC/104 bus
- PCM-P50 : 5V & 12V
- PCM-P50N : ±5V & ±12V
- "Load Dump" transient protection
- 6 to 40 V<sub>DC</sub> input range
- 50 Watts output
- Stacks on the PC/104 bus
- Highly compact, PC/104 compliant
- AC bus termination optional
- -40 to 85°C operation
- Low quiescent current

### Specifications

- Output Voltage: +5V @ 10A, +12V @ 2A  
-5V @ 400 mA, -12V @ 500mA (optional)
- Input Range: 6 to 40V
- Efficiency: up to 95%
- Temp Range: -40 to 85°C
- Size: 3.55" (W) x 3.775"(L) x 0.6"(H)






Select AAEON'S

# Peripherals

Products that fit your application needs


# PCM-10560-2

*Riser Card with PCI and ISA slots for PCM-4894/MB-562*



# PCM-10560-3

*Riser Card with PCI and ISA slots for PCM-4897/4898*




# PCM-10589-2/3

PCI Riser Card for PCM-4896L/4896/5896/6890/6890B/7890



PCM-10589-3




PCM-10589-2

\* Compatible with PCM-10589-1

# PCM-10489-1

Wiring Kit for PCM-4894

## PCM-10489-1 Cable List




	Part No.	Cable Description	Termination Connector
A	1701150150	VGA CRT	15-pin DSUB
B	1701260301	Parallel Port	15-pin female DSUB
C	1701340700	Dual floppy, 3.5" and 5.25" ( 34P )	34-pin dual floppy
D	1701440350	2.5" and 1.8" IDE	44-pin, 2mm, female IDC (350mm)
E	1701440500	3.5" IDE ( 40P )	40-pin, 2.54mm, female IDC (500 mm)
F	1701400180	RS-232 Serial Port, 4 COM Ports	40-pin, 2.54mm
G	1703040301	Peripheral power ( -5V and -12V )	4 conductor
H	1701080300	Front panel	8-pin open-end
I	1701100200	Network 10Base-T	RJ-45 8-pin modular jack
J	1700060200	Keyboard and PS/2 mouse	5-pin DIN; 6-pin Mini DIN

# PCM-10489-4

Wiring Kit for PCM-4896L/4896/5896/6890/6890B/7890

## PCM-10489-4 Cable List



	Part No.	Cable Description	Termination Connector
A	1701080160	Network 10/100Base-T	RJ-45 extend cable
B	1701150150	VGA CRT	15-pin DSUB
C	1701340700	Dual floppy, 3.5" and 5.25" (34P)	34-pin dual floppy
D	1701260301	Parallel Port	25-pin female DSUB
E	1701440350	2.5" and 1.8" IDE	44-pin, 2mm, female IDC ( 350mm )
F	1701440500	3.5" IDE (40P)	40-pin, 2.54mm, female IDC ( 500mm )
G	1701400180	RS-232 Serial Port, 4 COM Ports	40-pin, 2.54mm
H	1703040301	Peripheral power ( -5V and -12V )	4 conductor
I	1701080301	Front panel	8-pin open-end
J	1700080201	Keyboard and PS/2 mouse	5-pin DIN 6-pin Mini DIN
K	1700140160	Audio Input/Output & TV Output	Speaker, Line Out, Line In, Mic In, TV Output, S Terminal

## Cooling Fan Series

### Industrial Grade Cooling Fans



To address the increasing issue on heat dissipation solutions for embedded and industrial applications, AAEON now brings to you a series of patented bonded fin design CPU cooler for outstanding thermal performance - FAN-06xx, and FAN-03xx.

The coolers' heat sink is made of 99.5 percent Aluminum to increase its thermal conduction rate by at least 15 percent, providing more stability to your system. Weighing one-third less than most traditional coolers, the cooler also provides a 40 percent larger dissipation area and reduced wind resistance.

Moreover, to give you the right combination, AAEON uses fans made by NIDEK, an approved vendor by Intel, in all these coolers with the choice of one or two ball bearings.

Though the CPU cooler works well with any processor, these coolers are remarkably beneficial when installed onto high-speed processors including AMD K6-2/K6-3 and Intel Celeron/FC-370 Pentium III 500MHz or above due to its extraordinary heat dissipation system as well as its high-quality material.



# PCM-3524

## LVDS Transmitter/Receiver Module

### PCM-3524

The PCM-3524 is used for extending the transmission distance between the CPU board and the LCD. By employing LVDS technology and using transmitting and receiving units, LCD's can be placed up to 12 meters away from the computer.\* There are 5 optional cable lengths 0.5- 5- 8- 10 and 12 meter\*\*

Included are the following:

- (1) LVDS module PC/104 (transmitter)
- (2) LVDS module (receiver)
- (3) 50 pin flat cable (from transmitter to CPU Board)
- (4) 3 meter LVDS cable (standard length) miscellaneous mounting hardware

### Features

- Supports TFT LCD only
- 20 to 65 MHz shift clock supported
- Transmitter strobe ( falling edge or rising edge )
- Single power supply (3.3V or 5V)
- Chipset (Tx + Rx) power consumption < 500mW (Typical)
- Power-down mode (< 1.0 mW total)
- Single pixel per clock XGA (1024 x 768) ready
- Supports VGA, SVGA, XGA and higher address ability
- Up to 340 Mbytes/sec. bandwidth
- Up to 2.6 Gbps throughput
- 290 mV swing LVDS devices for low EMI
- Falling edge data strobe Receiver
- Compatible with TIA/EIA-644 LVDS standard
- ESD rating > 7 kV



#### NOTE:

\* The length of usable LVDS cable is dependent on the LCD. In other words, with the many LCD's available on the market and their respective specifications this unit may not operate with all of them. It is strongly suggests you contact AAEON to determine if this unit interfaces with your LCD.

\*\*The standard LVDS cable is 3 meters, for a length other than 3 meters a minimal order is required.

# PCM-3526

## Rear Panel Adaptor Kit

### PCM-3526


The PCM-3526 Rear Panel Adaptor Kit offers an ideal solution for key embedded applications, supporting complete easy-to-use external connectors that provide the link between onboard internal functions and your external devices.

This rear panel adaptor kit is equipped with a DB-15 VGA connector, standard PS/2 keyboard and mouse connectors, a parallel port, four serial ports, two USB ports, an RJ-45 Ethernet connector, a video out RCA jack, and audio in/out phone jacks.

To give you just the right function, the PCM-3526 also comes with an optional Panel Link interface that supports TFT panels of up to 36-bit through a 3-to-15-meter cable for fast long-distance transmission.

### Features

- Supports complete easy-to-use external connectors
- Panel Link interface supports TFT panels up to 36-bit through 3-meter to 15-meter cable



Rear Panel

# PCM-3528

## Memory Device DiskOnChip® (TSOP)

### PCM-3528

The PCM-3528 module is designed with latest single-die DiskOnChip Millennium TSOP chips and fully compatible with conventional DIP DiskOnChip. They are available in 8, 16, 24 and 32MB sizes.

### Features

- Simple, easy-to-use interface
- 32-pin DIP JEDEC standard
- EPROM/Flash compatible package
- High-performance superior read/write speeds
- ECC/EDC for high data reliability
- Full Boot capability
- Built-in TrueFFS® provides full hard disk read/write compatibility
- Operates with Flite (FAT-FTL-Lite) in O/S-less environments
- Broad O/S support-DOS, Windows, Windows 9X, Windows CE, Windows NT, etc
- Uses 8 Kbyte memory window



## DiskOnChip®

### M-Systems DiskOnChip®

#### DiskOnChip® 2000 Series

The M-Systems DiskOnChip® 2000 is a new generation of high-performance single chip Flash Disk. The DiskOnChip® provides a Flash Disk in a standard 32-pin DIP package.

This unique data storage solution offers a better, faster, and more cost-effective Flash Disk for applications with limited space and modest disk capacity requirements. The DiskOnChip® 2000 provides a Flash Disk that does not require any additional bus, slot, or connector. Simply insert the DiskOnChip® 2000 into a 32-pin socket on your CPU board, at a minimal installation cost, and you have a bootable Flash Disk with capacities ranging from 16MB to 288MB.


#### DiskOnChip® Millennium

The DiskOnChip Millennium offers a standard EEPROM-like pin-out and supports local and ISA Bus interfaces, freeing the system integrator from having to meet the requirements of the more complex IDE/ATA interface.

The standard capacity is 8MB and future models are planned for 16MB and up.

### Features

- Simple, easy-to-use interface
- 32-pin DIP JEDEC standard
- EPROM/Flash compatible package
- High-performance superior read/write speeds
- ECC/EDC for high data reliability
- Full Boot capability
- Built-in TrueFFS® provides full hard disk read/write compatibility
- Operates with Flite (FAT-FTL-Lite) in O/S-less environments
- Broad O/S support-DOS, Windows, Windows 9X, Windows CE, Windows NT, etc
- Uses 8 Kbyte memory window




# Passive Backplanes


Model Name	Backplane Type	Slots					Power Connector	Configuration Standard
		Total	PISA	PCI	ISA	PICMG		
BP-204SS-P1	PISA	4	2	1	1	0	+/-5V, +/-12V	PISA
BP-206SS-P4	PISA	7	3	4	0	0	+/-5V, +/-12V, +3.3V	PISA
BP-208SS-P4	PISA	8	2	4	2	0	+/-5V, +/-12V, +3.3V	PISA
BP-214SS-P4	PISA	14	2	4	8	0	+/-5V, +/-12V, +3.3V	PISA

BP-206SG-P3	PCI/ISA	6	0	3	2	1	+/-5V, +/-12V, +3.3V	PICMG
BP-208SG-P4	PCI/ISA	9	0	4	3	2	+/-5V, +/-12V, +3.3V	PICMG
BP-212SG-P4	PCI/ISA	12	0	4	6	2	+/-5V, +/-12V, +3.3V	PICMG
BP-214SG-P4	PCI/ISA	14	0	4	8	2	+/-5V, +/-12V, +3.3V	PICMG
BP-214SG-P7	PCI/ISA	14	0	7	5	2	+/-5V, +/-12V, +3.3V	PICMG
BP-213DG-P6	Dual PCI/ISA	13	0	6	4	3	+/-5V, +/-12V, +3.3V	PICMG
BP-219SG-P4	PCI/ISA	19	0	4	13	2	+/-5V, +/-12V, +3.3V	PICMG

BP-203SI	ISA	3	0	0	3	0	+/-5V, +/-12V	ISA
BP-204SI	ISA	4	0	0	4	0	+/-5V, +/-12V	ISA
BP-206SI	ISA	6	0	0	6	0	+/-5V, +/-12V	ISA
BP-208SI	ISA	8	0	0	8	0	+/-5V, +/-12V	ISA
BP-214SI	ISA	14	0	0	14	0	+/-5V, +/-12V	ISA
BP-214DI	Dual ISA System	14	0	0	14	0	+/-5V, +/-12V	ISA
BP-220SI	ISA	20	0	0	20	0	+/-5V, +/-12V	ISA
BP-220DI	Dual ISA System	20	0	0	20	0	+/-5V, +/-12V	ISA
BP-220OI	Four ISA System	20	0	0	20	0	+/-5V, +/-12V	ISA




**BP-204SS-P1**  
2 x PISA, 1 x PCI, 1 x ISA Slot




**BP-206SS-P4**  
4 x PCI, 3 x PISA Slot


# Passive Backplanes



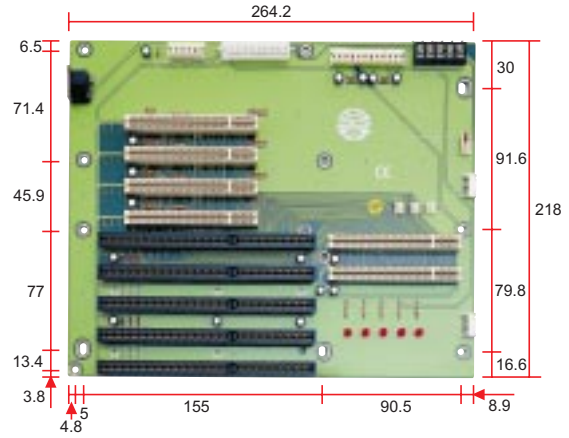
**BP-208SS-P4**  
4 x PCI, 2 x PISA, 2 x ISA Slot




**BP-214SS-P4**  
4 x PCI, 2 x PISA, 8 x ISA Slot




**BP-206SG-P3**  
3 x PCI, 2 x ISA, 1 x PICMG Slot



**BP-208SG-P4**  
4 x PCI, 3 x ISA, 2 x PICMG Slot




**BP-212SG-P4**  
4 x PCI, 6 x ISA, 2 x PICMG Slot




**BP-214SG-P4**  
4 x PCI, 8 x ISA, 2 x PICMG Slot


# Passive Backplanes



**BP-214SG-P7**  
7 x PCI, 5 x ISA, 2 x PICMG Slot




**BP-213DG-P6**  
2 x PCI, 2 x ISA, 2 x PICMG /  
4 x PCI, 2 x ISA, 1 x PICMG Slot




**BP-219SG-P4**  
4 x PCI, 13 x ISA, 2 x PICMG Slot



**BP-203SI**  
3-slot ISA Backplane




**BP-204SI**  
4-slot ISA Backplane




**BP-206SI**  
6-slot ISA Backplane


# Passive Backplanes




**BP-208SI**  
8-slot ISA Backplane




**BP-214SI**  
14-slot ISA Backplane




**BP-214DI**  
6, 8-slot ISA Segmented Backplane



**BP-220SI**  
20-slot ISA Backplane



**BP-220DI**  
10, 10-slot ISA Segmented Backplane (2 Systems)



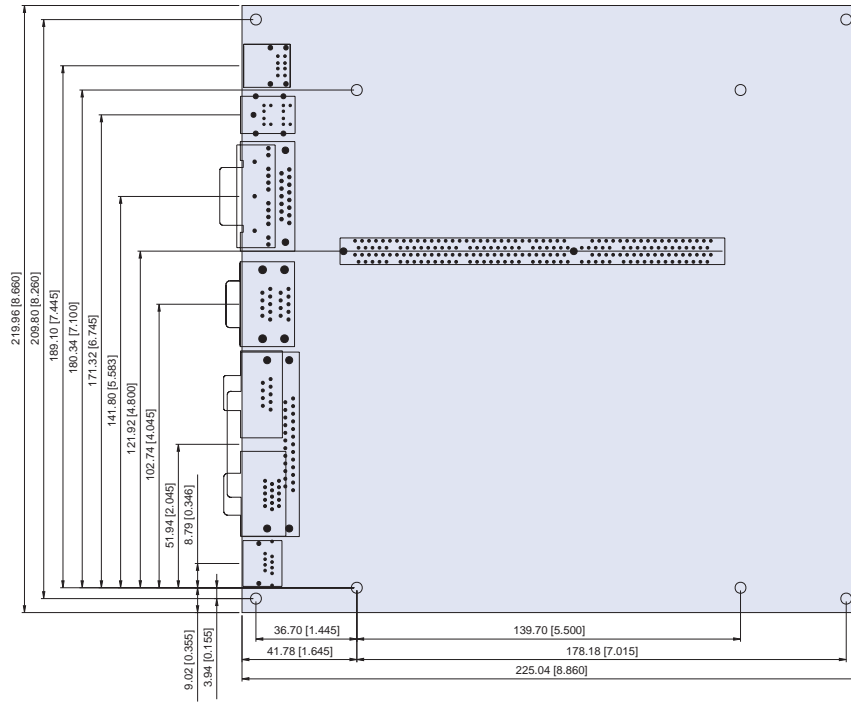
**BP-220QI**  
5, 5, 5, 5-slot ISA Segmented Backplane (4 Systems)



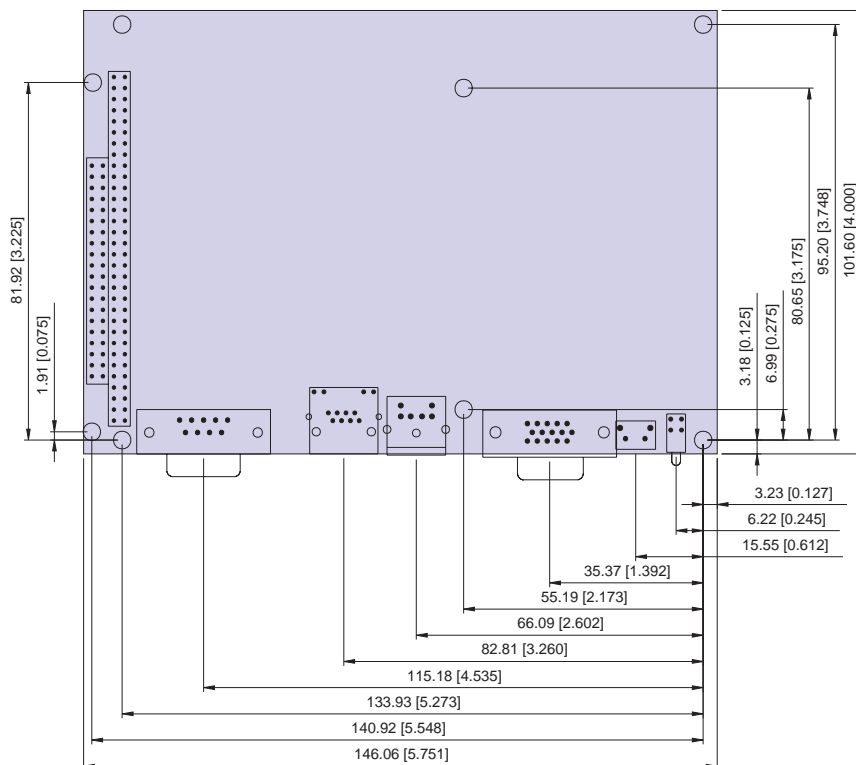
# Product Dimensions

Unit : mm [inch]

## LPX-size SBC



## SubCompact Board

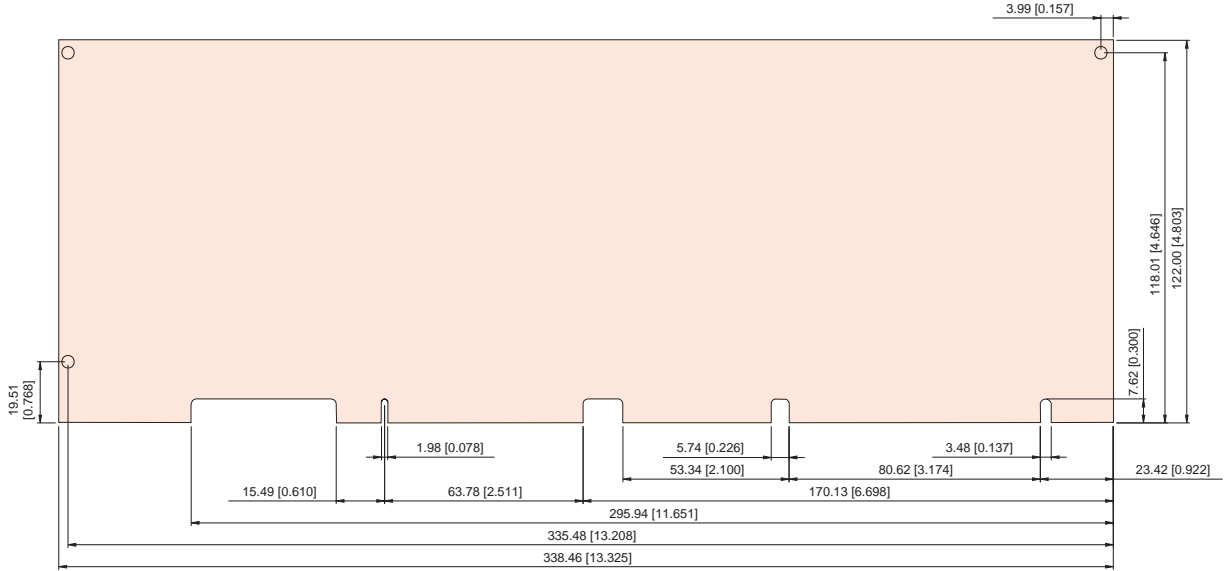




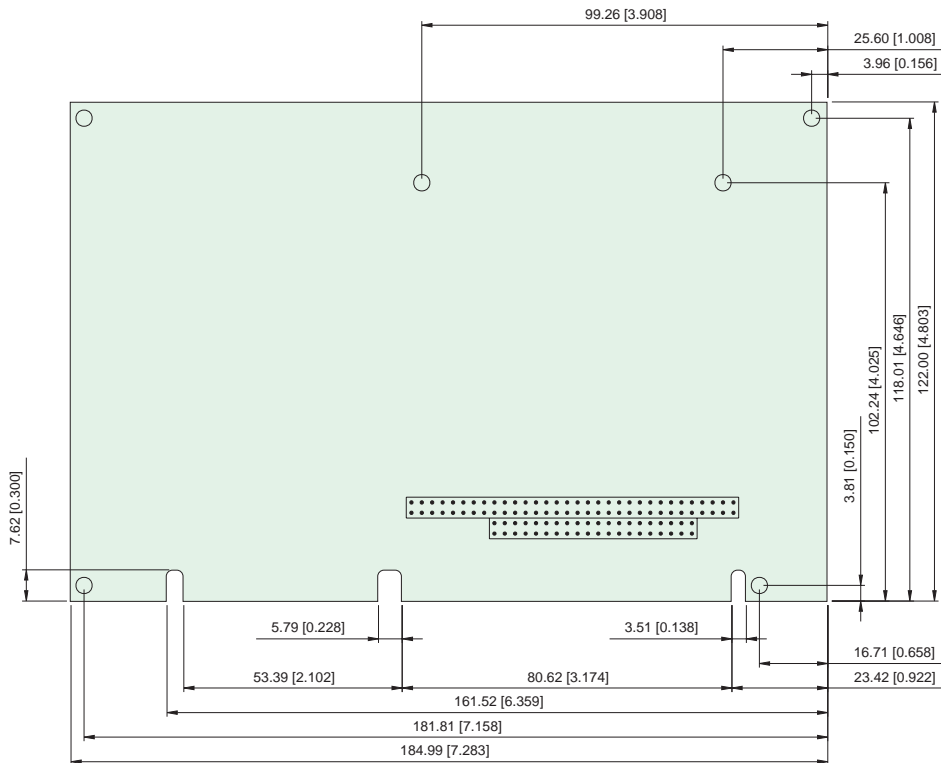
# Product Dimensions

Unit : mm [inch]

## Full-size CPU Card



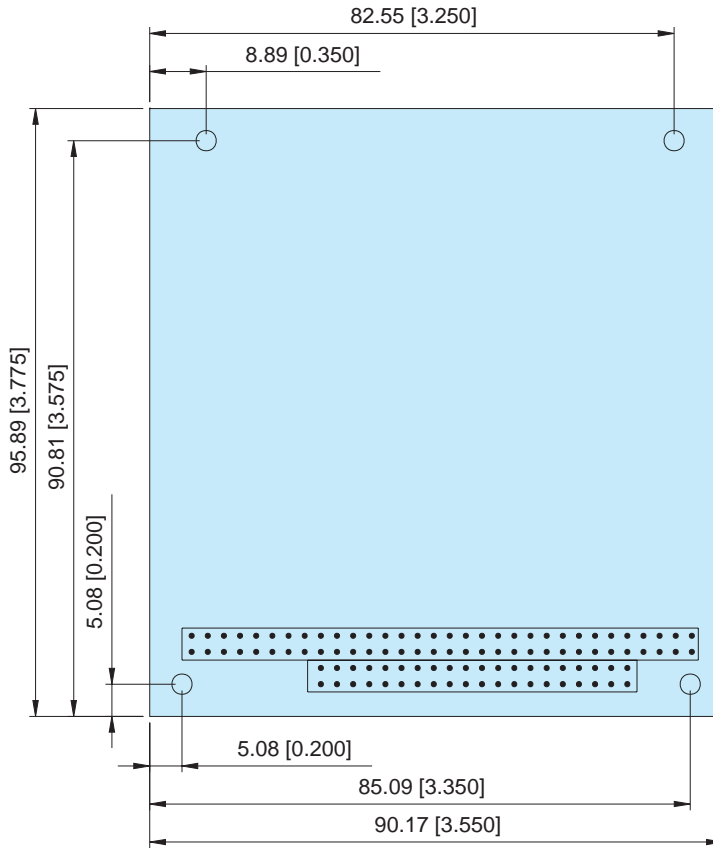
## Half-size CPU Card



# Product Dimensions

Unit : mm [inch]

## PC/104 Module



# Ordering Information

## Compact Boards

	Description	Accessories							
		Wiring Kit		Riser Card			Drivers		
		PCM 10489-1	PCM 10489-4	PCM 10560-2	PCM 10560-3	PCM 10589-1	VGA	Ethernet	Audio
PCM-7890	Slot 1 Compact Board with LCD, Ethernet, Audio, & 4 COMs		√			√	√	√	√
PCM-6890B	FC/Socket 370 Compact Board with LCD, Ethernet, Audio, & 4 COMs		√			√	√	√	√
PCM-6890	Socket 370 Compact Board with LCD, Ethernet, Audio, & 4 COMs		√			√	√	√	√
PCM-5896	Super 7 Compact Board with LCD, Ethernet, Audio, & 4 COMs		√			√	√	√	√
PCM-4896	NS Geode Compact Board with LCD, Ethernet, Audio, 4 COMs, 4 D I/O		√			√	√	√	√
PCM-4896L	NS Geode Compact Board with LCD, Ethernet, Audio, 4 COMs, 4 D I/O		√			√	√	√	√
PCM-4894	486DX5-133 Compact Board with LCD, Ethernet, 4 COMs, & 4 D I/O	√		√			√	√	

Note: Wiring Kit and Riser Card are Optional for Compact Boards.

## Media PCs

	Description	Accessories											
		Cable						Riser Card			Drivers		
		IDE	FDD	K/B+PS/2 mouse Mini-Din	Serial Port	Parallel Port	LVDS cable	PCM 10560-2	PCM 10560-3	PCM 10589-1	VGA	Ethernet	Audio
PCM-4898	NS Geode Media PC with LCD, Audio, TV Out, LAN, 4 COMs, LVDS, & 4 D I/O	1	1						√		√	√	√
PCM-4897	NS Geode Media PC with LCD, Audio, TV Out, & 2 COMs	1	1	1					√		√		√

## LPX-size SBC

	Description	Accessories											
		Cable						Riser Card			Drivers		
		IDE	FDD	K/B+PS/2 mouse Mini-Din	Serial Port	Parallel Port	LVDS cable	PCM 10560-1	PCM 10560-3	PCM 10489-1	VGA	Ethernet	Audio
MB-668	Socket 370 LPX Board with LCD, LAN, Audio, & 4 COMs	2	1						√		√	√	√
MB-562	Socket 7 LPX Board with LCD, TV Out, LAN, Audio, 4 COMs, & 4 D I/O	2	1	K/B only	1	1			√		√	√	√

Note: All specifications are subject to change without prior notice.

Note: All trademarks are properties of their respective owners.

Note: For detailed power consumption information, please check out AAEON website from time to time.

Note: Unless otherwise indicated, all AAEON SBCs are shipped without the following components: CPU, Fan/Heatsink, DRAM, and DiskOnChip.

# Ordering Information

## SubCompact Boards

	Description	Accessories								
		Cable						Drivers		
		IDE	FDD	K/B+PS/2 mouse Mini-Din	Serial Port	Parallel Port	LVDS cable	VGA	Ethernet	Audio
Gene-4310	NS Geode GXLV SubCompact Board with LCD, LVDS, Ethernet, & Audio	1	1	1	1	1		√	√	√

## Full-size CPU Cards

	Description	Accessories								
		Cable						Drivers		
		IDE	FDD	K/B+PS/2 mouse Mini-Din	Serial Port	Parallel Port	LVDS cable	VGA	Ethernet	
SBC-770	Slot 1 Full-size CPU Card with LCD, Ethernet, High Drive, & SSD	1	1	1	1	1		√	√	
SBC-675	Socket 370 Full-size CPU Card with LCD, Ethernet, High Drive, & SSD	1	1	1	1	1		√	√	
SBC-598	Socket 370 Full-size CPU Card with VGA, High Drive, & SSD	1	1	1	1	1		√		
SBC-597	Super 7 Full-size CPU card with LCD, Ethernet, High Drive, & SSD	1	1	1	1	1		√	√	

## Half-size CPU Cards

	Description	Accessories								
		Cable						Drivers		
		IDE	FDD	K/B+PS/2 mouse Mini-Din	Serial Port	Parallel Port	VGA	Ethernet		
SBC-658	FC/Socket 370 Half-size CPU Card with LCD, Ethernet, & SSD	1	1	1	1	1	√	√		
SBC-656	Socket 370 Half-size CPU Card with LCD, Ethernet, & SSD	1	1	1	1	1	√	√		
SBC-558	Intel Tillamook MMX Half-size CPU Card with LCD, Ethernet, & SSD, & PC/104 Plus	1	1	1	1	1	√	√		
SBC-557	Super 7 Half-size CPU Card with LCD, Ethernet, & SSD	1	1	1	1	1	√	√		
SBC-556	Socket 370 Half-size CPU Card with LCD, Ethernet, & SSD	1	1	1	1	1	√	√		
SBC-556L	Pentium MMX, K6 Half-size CPU Card with LCD, & SSD	1	1	1	1	1	√			
SBC-456/E	486DX5-133 Half-size CPU Card with LCD, Ethernet, & SSD	1	1	1	1	1	√	456E only		
SBC-411/E	486DX5-133 Half-size CPU Card with Ethernet, & SSD	1	1	K/B only	2	1		411E only		
SBC-357	386SX-40 Half-size CPU Card with LCD, SSD, & 4 COMs	1	1	1	3	1	√			
SBC-357/4M	386 Half-size CPU Card with LCD, SSD, 4 COMS, & 4 MB EDO DRAM onboard	1	1	1	3	1	√			

Note: All specifications are subject to change without prior notice.

Note: All trademarks are properties of their respective owners.

Note: For detailed power consumption information, please check out AAEON website from time to time.

Note: Unless otherwise indicated, all AAEON SBCs are shipped without the following components: CPU, Fan/Heatsink, DRAM, and DiskOnChip.

# Ordering Information

## PC/104 Modules

	Description	Accessories							
		Cable					Drivers		
		IDE	FDD	K/B+PS/2 mouse Mini-Din	Serial Port	Parallel Port	VGA	Ethernet	Audio
PCM-4335	STPC Client DX-66 PC/104 CPU Module with LCD & SSD	1	1	1	2	1	√		
PCM-3336	386SX-40 PC/104 CPU Module with LCD & SSD	1	1	1	2	1	√		

Note: The PCM-4335 is shipped with a CPU fan.

## PC/104 Module Peripherals

	Description
PCM-3116	PC/104 PCMCIA/CompctFlash (ATA) to IDE Module
PCM-3116PC	PC/104 PCMCIA (ATA) to IDE Module
PCM-3116CF	PC/104 CompactFlash (ATA) to IDE Module
PCM-3116PC/F	PCMCIA (ATA) to IDE Drive 3.5" FDD Form Factor
PCM-3116PC/R	PCMCIA (ATA) to IDE Card
PCM-3115B	PCMCIA Module (two-slot)
PCM-5600	PC/104 56K Fax/Modem Module
PCM-3610	PC/104 Isolated RS-232/422/485 Module
PCM-3640	PC/104 4-port RS-232 Module
PCM-3660	PC/104 Ethernet Module
PCM-3718H	12-bit DAS module with programmable gain
PCM-3724	48-channel DIO Module
PCM-3840	DiskOnChip 2000 Flash Disk Module
PCM-P50	PC/104 Vehicle Power Supply Module (+5V, +12V)
PCM-P50N	PC/104 Vehicle Power Supply Module (+5V, +12V, -5V, -12V)

Note: All specifications are subject to change without prior notice.

Note: All trademarks are properties of their respective owners.

Note: For detailed power consumption information, please check out AAEON website from time to time.

Note: Unless otherwise indicated, all AAEON SBCs are shipped without the following components: CPU, Fan/Heatsink, DRAM, and DiskOnChip.

# Ordering Information

## Peripherals

	Description
DiskOnChip - X	M-System DiskOnChip 2000 ( X: Flash memory capacity )
DiskOnChip Millennium	M-System DiskOnChip Millennium 8 MB
PCM-3524-3	LVDS Transmitter/Receiver Module (3.3V)
PCM-3524-5	LVDS Transmitter/Receiver Module (5V)
PCM-3526	Rear Panel Adaptor
PCM-3528	Memory Device DiskOnChip (TSOP)

## COM Port Cables

Part No.	Cable Description	Suitable Model															
		Gene	SBC													MB	PCM
		4310	770	675	598	597	656B	656	558	557	556	456/E	411/E	357	562	4335	3335
1701010300	Flat Cable 30cm 2S/1P D-SUB 14-9-9 26-25										1	1		1	1	1	
1701010302	Flat Cable 1S/1P D-SUB W/BACKET 26-25 10-9 2.0P	1					1	1	1	1							
1701100300	Flat Cable 10P 30cm Gray D-SUB (9P-10P)													2		1	
1701100302	Flat Cable 10P-9P 30cm Gray D-SUB (Pin-to-Pin)																2
1701260301	Flat Cable 26P 30cm Gray 26-25 D-SUB W/O BRACKET															1	1
1701260302	Flat Cable 30cm 1S/1P Adaptor 10-9 26-25 D-SUB		1	1		1											
1701260303	Flat Cable 30cm 1S/1P Adaptor for SBC series				1								1				

## USB Selection Guide

Part No.	Cable Description	Suitable Model															
		PCM						Gene	SBC								
		7890	6890B	6890	5896	4896	4896L	4310	770	675	598	597	658	656	558	557	556
1709100200	USB cable 5pin*2 20cm Normal W/Bracket									√	√	√					√
1709100201	USB cable 5pin*2 20cm 2.0mm W/Bracket												√	√	√	√	
1709080200	USB cable 4pin*2 20cm Special W/Bracket				Rev. B1.1	Rev. A1.2											
1709080201	USB cable 4pin*2 20cm Reversed W/Bracket		√	√	Rev. B1.2	Rev. B1.2	√										
1709080202	USB cable 8pin*2 20cm Reversed W/Bracket	Rev. A2.0/2.1	Rev. A1.2														
1709100200	USB cable 5pin*2 20cm Reversed W/Bracket							√				√					

Note: All specifications are subject to change without prior notice.

Note: All trademarks are properties of their respective owners.

Note: For detailed power consumption information, please check out AAEON website from time to time.

Note: Unless otherwise indicated, all AAEON SBCs are shipped without the following components: CPU, Fan/Heatsink, DRAM, and DiskOnChip.

# Ordering Information

## Cooling Fan Selection Guide

Part No.	Description	Suitable Model																		Remark	
		PCM						SBC						MB							
		7890	6890	5896	4896	4894	4898	4897	770	675	598	597	658	656	557	556	456/E	411/E	668		562
1759200203	CPU cooling fan for 486 CPU onboard SQFP					√											√	√			One ball bearing
1759200305	CPU cooling fan for ZIF Socket 7 and FC/Socket 370 CPUs, 3-pin 12V		√	√	√			√	√			√		√	√				√		FAN-0601-02 (one ball bearing)
1759200306																					FAN-0601-03 (two ball bearings)
1759200307	CPU cooling fan for ZIF Socket 7 and FC/Socket 370 CPUs, HDD-type 5V		√	√	√			√	√			√	√	√	√				√	√	FAN-0601-04 (one ball bearing)
1759200308																					FAN-0601-05 (two ball bearings)
1759200071	CPU cooling fan for Pentium PGA socket, HDD-type 12V																√				One ball bearing
1759200309	CPU cooling fan for Intel Pentium II/III Slot 1 CPUs, 3-pin 12V	√								√											FAN-0301-02 (one ball bearing)
1759200310																					FAN-0301-03 (two ball bearings)
1759200311	Low-profile cooling fan for ZIF Socket 7 and FC/Socket 370 CPUs, 3-pin 12V		√	√	√			√	√			√		√	√				√		FAN-0611-01 (one ball bearing)
1759200312																					FAN-0611-02 (two ball bearings)
1759200313	Low-profile cooling fan for ZIF Socket 7 and FC/Socket 370 CPUs, HDD-type 5V		√	√	√			√	√			√	√	√	√				√	√	FAN-0611-03 (one ball bearing)
1759200314																					FAN-0611-04 (two ball bearings)

Note: All specifications are subject to change without prior notice.

Note: All trademarks are properties of their respective owners.

Note: For detailed power consumption information, please check out AAEON website from time to time.

Note: Unless otherwise indicated, all AAEON SBCs are shipped without the following components: CPU, Fan/Heatsink, DRAM, and DiskOnChip.

## User's Manual CD-ROM

The AAEON product you have purchased comes with this supporting CD-ROM that contains user's manual, required drives, utilities and the latest BIOS. This paperless product offers you sufficient information to meet your utility!



## Catalog CD-ROM



We provide you this conveniently easy-taking name card E-catalog that contains complete master catalog in PDF format. If you are interested, please contact our sales representatives.

# [ AAEON ' s W e b s i t e ]

<http://www.aaeon.com> <http://www.aaeon.com.tw>

## **Within reach of 24 hours a day, 365 days a year!**

Make it a routine to check out AAEON's web site. We update our site regularly to give you better access to the latest news on our products, our company, as well as on the Embedded PC industry. Better yet, bookmark our page so you'll be able to gain access to our wide array of resources anytime.

On AAEON's web site, you get all the information you need. We have a FAQ (Frequently Asked Questions) page to help you with your problems. There are also various sections wherein you can find useful information such as user's manuals, utilities and drivers, press releases, LCD mapping table, power consumption report, the latest BIOS, and a lot more.

### → **Product Information**

Looking for a specific product to fit your application needs. This is the right place to be in. Here you'll find product features and specification information that will help you choose the product you need.

### → **Power Consumption Report**

View each product's Power Consumption Report to know a specific product's power usage.

### → **Newsletters**

Find out the latest development in the Embedded PC industry and AAEON's News.

### → **News Releases**

Be the first to know of a new product release! You will find information on our newly released products right on our home page for easy access.

### → **Technical Support**

Check out our Technical Support page for a comprehensive product catalogue information and a LCD mapping table. Or find the answers to your problems from our FAQ page.

### → **Drivers and Technical Manuals**

User's manuals, utilities and drivers are only a mouse click away. Download them in PDF format from our site.