

IPC-619/IPC-619S

Compact 4U Rackmount Chassis for Motherboard & Full-Size/ Half-Size SHB/SBC

NEW

PICMG 1.0

PICMG 1.3



IPC-619



Features

IPC-619:

- Space-saving 4U rackmount chassis, with only 429 mm depth
- Supports either ATX/MicroATX motherboards or backplane up to 15 slots
- Shock-resistant drive bay design supports up to two 5.25" and one 3.5" disk drives
- Versatile 250W/300W/400W power supply options

IPC-619S:


- Ultra compact 4U chassis for half-size SBC, with only 274 mm depth
- Supports up to 10-slot backplane
- Shock-resistant drive bays to hold one 5.25" and one 3.5" disk drives
- 250W and 300W ATX/PFC power supply options

Specifications

| | | |
|----------------|------------------------|---|
| Drive Bay | 5.25" | Front-accessible |
| | 3.5" | 2/1 |
| Cooling | Fans | One (12 cm/85 CFM) |
| | Air Filters | Yes |
| I/O interfaces | USB | 2 (front-accessible) |
| | Notification LEDs | PWR, HDD |
| Miscellaneous | Control | Power switch and system reset button |
| | Rear Panel | BP version: One 9-pin D-Sub opening; MB version (IPC-619 only): Five D-sub 9-pin & one 68-pin SCSI openings |
| Environment | Temperature | Operating: 0 ~ 40° C (32 ~ 104° F) Non-Operating: -20 ~ 60° C (-4 ~ 140° F) |
| | Humidity | 10 ~ 85% @ 40° C, non-condensing |
| | Vibration (5-500 Hz) | 1 Grms |
| | Shock | 10 G (with 11 ms duration, half sine wave) 2 G 30 G |
| Physical | Dimensions (W x H x D) | 482 x 177 x 430 mm (19" x 7" x 16.9")/482 x 177 x 275 mm (19" x 7" x 10.8") |
| | Weight | 15 kg (33 lb)/8 kg (17.6 lb) |


Front View

IPC-619




Inside View

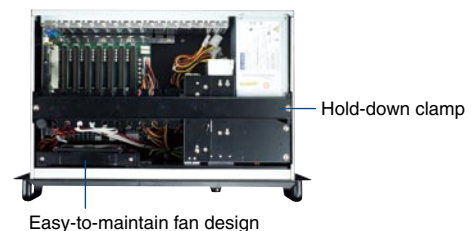
IPC-619



IPC-619S



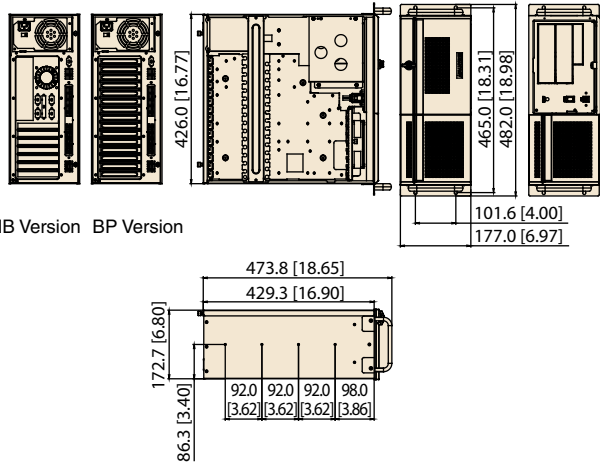
IPC-619S



Dimensions

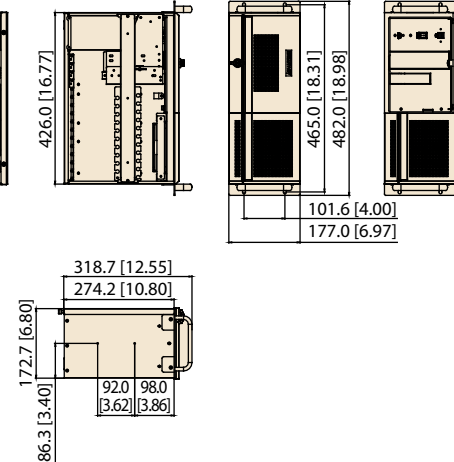
Unit: mm [inch]

IPC-619



MB Version BP Version

IPC-619S



Ordering Information

| Model Name | Power Supply |
|----------------------------|---------------------------------------|
| IPC-619 | |
| Backplane Version | |
| IPC-619BP-00XE | Without power supply, with ATX switch |
| IPC-619BP-30ZE | PS-300ATX-ZE |
| Motherboard Version | |
| IPC-619MB-00XE | Without power supply, with ATX switch |
| IPC-619MB-30ZE | PS-300ATX-ZBE |
| IPC-619S | |
| IPC-619SBP-00XE | without power supply, with ATX switch |
| IPC-619SBP-25ZE | PS-250ATX-ZE |

Optional Accessories

| Part Name | Description |
|------------|-------------------------|
| 1990001298 | Door filter 150 x 68 mm |
| 1990001299 | Fan filter 95 x 130 mm |
| 1750002121 | Fan 120 x 120 x 25 mm |

Half-size Backplane Options

| Part Name | Slot | CPU Card |
|--------------------|---------------------|------------------------------|
| PCI-7110P3S6-00A1E | 1 CPU, 3 PCI, 6 ISA | PCI-7020, PCI-7030, PCI-7031 |
| PCA-6108P8-0A2E | 1 CPU, 7 PCI | PCI-7020, PCI-7030, PCI-7031 |
| PCA-6108E-0C2E | 1 CPU, 7 ISA | PCA-6742, PCA-6743, PCA-6781 |

Power Supply Options

| Part Name | Specifications | |
|--------------------------|----------------|----------------------------|
| | Watt | Input |
| PS-250ATX-ZE (ATX, PFC) | 250 W | AC 115/230V (selectable) |
| PS-300ATX-ZBE (ATX, PFC) | 300 W | AC 100 ~ 240V (full-range) |
| PS-400ATX-ZBE (ATX, PFC) | 400 W | AC 100 ~ 240V (full-range) |