



### Features :

- 8-Slot Wallmount Chassis
- 8-Slot PCI/PICMG Bus Passive Backplanes
- 1x 5.25" and 1x 3.5" Front Accessible Disk Drive Bay
- 1x Internal 3.5" Disk Drive Bay for Hard Disk
- 2x USB port and PS/2 keyboard+mouse connector on Front, 2x COM port and 1x parallel port on rear
- One cooling fan designed for optimizing the system's airflow
- Front LED indicator for PWR and HDD
- Special hold-down clamp with flexible adjust

### Specifications

System	
Construction	Heavy-duty Steel
Technics	Surface machining of spray-paint, high temperature firing
Storage	Internal: 1x 3.5" Disk Drive Bay For Hard Disk External: 1x 3.5" Floppy Disk Drive, 1x 5.25" CD-ROM or Removable Hard Disk Drive
System Fan	One front cooling FAN
Front Panel	1x Reset Button 1x Power Switch 1x HDD LED 1x Power LED 2x USB Port 1x PS/2 keyboard and mouse connector
Rear Panel	2x COM Port 2x Parallel port
Air filter	One hole for air filter on front panel
Color	Black/Beige
Dimensions	10.57"×16.06"×6.91", 268.5mm×408mm×175.5mm (W×D×H)
Carton Size	15.35"×20.35"×11.5", 390mm×517mm×292mm (W×D×H)
Net Weight	13.23lb±1lb (6kg±0.5kg)
Gross Weight	17.24lb±1lb (7.82kg±0.5kg)
Environmental	
Operating Temperature	32°F ~ 131°F (0°C ~ 55°C)
Storage Temperature	-4°F ~ 185°F (-20°C ~ 80°C)
Operating Humidity	5~95%
Storage Humidity	5~95%@40°C, non-condensing
Vibration	0.5G/5~500Hz/operation (3.5" Hard Disk Drive) 1.5G/5~500Hz/no operation
Shock	15G peak acceleration (11 m sec. duration), operation 30G peak acceleration (11 m sec. duration), non operation
EMC	FCC/CE Class B

### Packing List

- **0811500029**  
Power Cord
- **4000060089**  
HDD Screw
- **1630350609**  
PSU Screw
- **0000000000**  
USB Cable
- **0000000000**  
Dual COM Port Cable
- **9041019509**  
Removable Cotton filter
- **0000000000**  
rubber column

### Ordering Information

- **EPC-208**  
8-Slot Embedded chassis, Shell, 2x 3.5" drive bay, 1x 5.25" drive bay, 2x USB, 1x intake fan, certification: FCC&CE Class B

### Power Supply Options

- **PW-300**  
300W ATX PSU, input: 180~260V/AC@47~63Hz, output: +3.3v, +5V, +12V, -12V, +5VSB
- **PW-350**  
350W ATX PSU, input: 180~260V/AC@47~63Hz, output: +3.3v, +5V, +12V, -12V, +5VSB


### Backplane Options

- **PBP-08P4**  
8-slot Backplane, 2x PICMG1.0 slot, 4x PCI slots, 2x ISA, Size: 270mm×191mm, AT/ATX supported

# EPC-208

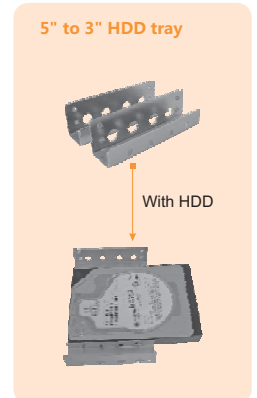
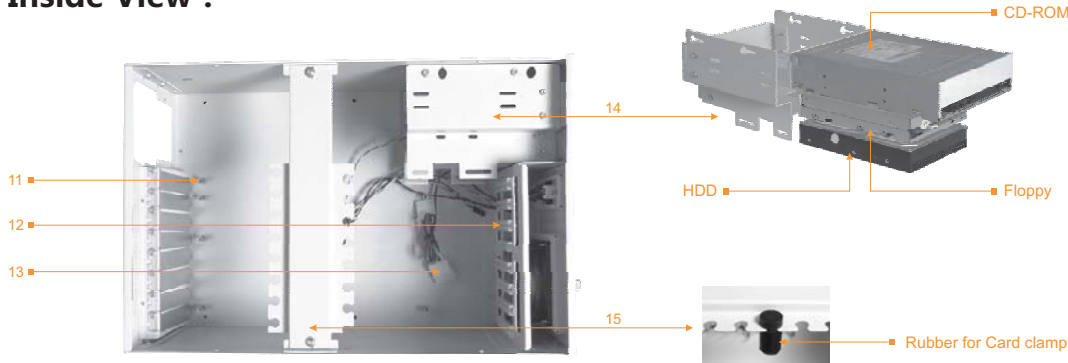
8-Slot Wallmount Chassis, Full-size/Half-Size Cards support

## Front Panel :



- |                               |                                |
|-------------------------------|--------------------------------|
| 1、Screw for change Air Filter | 9、5.25" Drive Bay              |
| 2、HDD LED                     | 10、PS/2 Port                   |
| 3、Power LED                   | 11、Backplane assemble Position |
| 4、Power Switch                | 12、Card Hold-down slot         |
| 5、Cooling FAN Hole            | 13、FAN Power connector         |
| 6、USB Port                    | 14、Drive Enclosure             |
| 7、Reset Button                | 15、Hold-Down Clamp             |
| 8、3.5" Drive bay              |                                |

## Inside View :



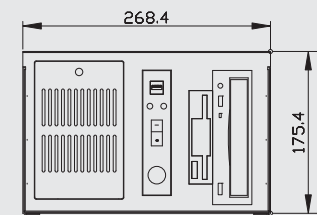
## Rear Panel :



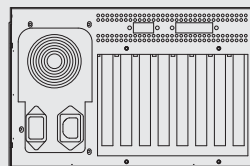
- 1、Serial Port
- 2、Cooling Hole
- 3、Power Supply
- 4、Parallel Port
- 5、Expansion slot(PCI/ISA/PICMG)

## Dimensions

Front:



Rear:



Top:

