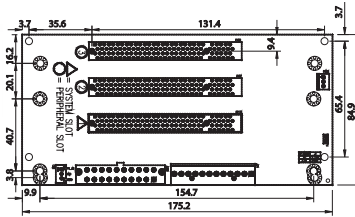





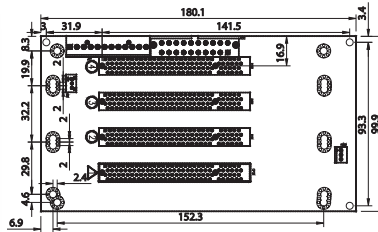

Backplane

PCI (Half-size) Passive Backplane

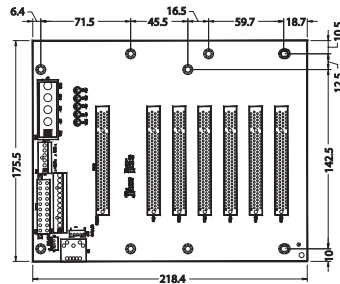

PBPCI-3SA



PBPCI-4SA



PBPCI-6SA



System	PCI	ISA	PISA
Single	3	0	0

Dimensions

175.2 x 84.9 mm (6.8" x 3.3")

Work with Industrial Chassis

IEC-7301 (Page 11-8)

Work with SBC

Half-size series; PCI Bus SBC

(Page 3-8)

System	PCI	ISA	PISA
Single	4	0	0

Dimensions

180.1 x 99.9 mm (7.1" x 3.9")

Work with Industrial Chassis

IEC-7401 (Page 11-9)

Work with SBC

Half-size series; PCI Bus SBC

(Page 3-8)

System	PCI	ISA	PISA
Single	7	0	0

Dimensions

218.4 x 175.5 mm (8.5" x 6.9")

Work with Industrial Chassis

IEC-7801 (Page 11-11)

Work with SBC

Half-size series; PCI Bus SBC

(Page 3-8)