


CFM

S E R I E S

10/15/20 WATT OPEN FRAME AC-DC MODULES



Features

- Universal Input 85-264 VAC
- PCB Mountable
- Efficiency to 82%
- Industry Standard Pin Out
- UL/cUL, CE, TUV Approved

10 Watt Series

MODEL NUMBER	OUTPUT VOLTAGE	OUTPUT CURRENT Nominal	% EFF.
CFM1001S	5VDC	2000 mA	70
CFM1002S	12VDC	833 mA	75
CFM1003S	15VDC	667 mA	75
CFM1005S	24VDC	417 mA	78
CFM1007S	3.3VDC	2500 mA	65

15 Watt Series

MODEL NUMBER	OUTPUT VOLTAGE	OUTPUT CURRENT Nominal	% EFF.
CFM1501S	5VDC	3000 mA	73
CFM1502S	12VDC	1250 mA	80
CFM1503S	15VDC	1000 mA	80
CFM1505S	24VDC	630 mA	82
CFM1507S	3.3VDC	3000 mA	70

20 Watt Series

MODEL NUMBER	OUTPUT VOLTAGE	OUTPUT CURRENT Nominal	% EFF.
CFM2001S	5VDC	4400mA	73
CFM2002S	12VDC	1800mA	80
CFM2003S	15VDC	1400mA	80
CFM2005S	24VDC	920mA	82
CFM2007S	3.3VDC	4400mA	70

Specifications

INPUT SPECIFICATIONS:

Input Voltage Range85-264VAC
 Inrush Current.....20A/115VAC
 40A/230VAC
 Input Frequency.....47-63Hz

OUTPUT SPECIFICATIONS:

Output Power.....See Model Chart
 Initial Accuracy.....±1.0% max.
 Temperature Coefficient.....±0.05%/°C
 Ripple & Noise, 20MHz BW.....3.3/5V.....50mV p-p,max.
 12/15/24V.....1% p-p,max.
 Holdup Time¹.....16mS typ.
 Short Circuit Protection.....Continuous
 Line Regulation².....±0.5% max.
 Load Regulation³.....±1.0% max.

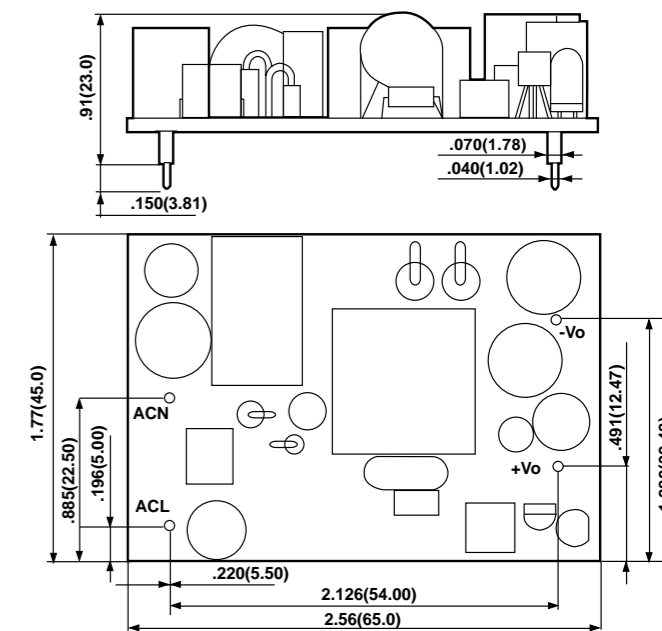
GENERAL SPECIFICATIONS:

Efficiency.....See Table
 Isolation Voltage (Input/Output).....3000VAC.
 Operating Temperature Range.....0°C to + 45°C
 Storage Temperature Range.....-40°C to + 100°C
 Cooling.....Free Air Convection

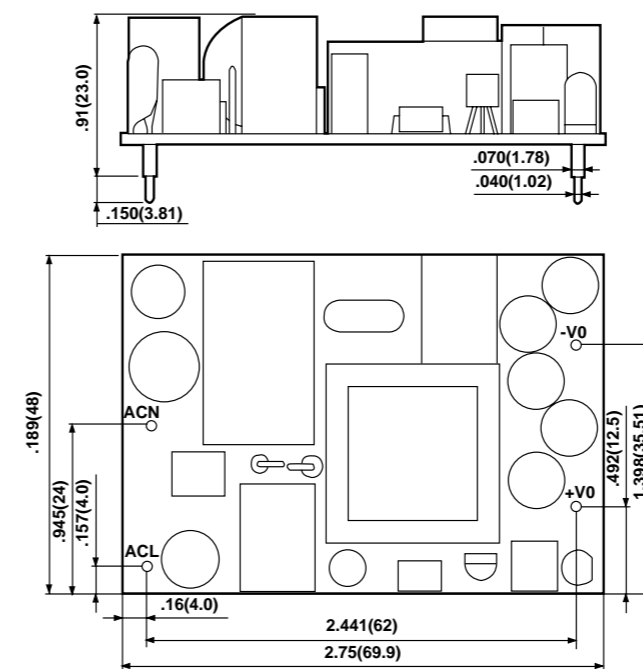
NOTE:

1. Measured at Vin=115 VAC, Full Load
2. Measured From High Line to low Line
3. Measured From Full Load to 10% Load
4. CFM20 input connector mates with Molex housing 09-50-3031 and Molex 2878 series crimp terminal.
5. CFM20 output connector mates with Molex housing 09-50-3041 and Molex 2878 series crimp terminal.

10 Watt Series



15 Watt Series



20 Watt Series

