

RIO-3302/ 3309/3310

6U CompactPCI® Rear Transition Boards

Introduction

The RIO series of rear transition boards provide rear-panel access to the I/O interfaces of Advantech's CompactPCI CPU boards.

The RIO-3302 and RIO-3302S/SP use J3 and J4 connectors for I/O transfer and provide the same rear I/O interfaces. The only difference is that RIO-3302S provides an on-board SCSI function.

RIO-3309C/3309S is dedicated for the MIC-3358 and MIC-3369C series. RIO-3309L is dedicated for the MIC-3358L.


RIO-3310S is dedicated for the MIC-3390 only.

Features


- External rear-panel interface connectors for CPU boards
- Onboard CompactFlash socket
- Ultra160/320 SCSI interface
- Onboard bracket to carry a 2.5" HDD
- Supports SATA interface

Specifications

CompactPCI Connector	RIO-3302: J3 and J4, RIO-3302S/SP: J1 ~ J4, RIO-3309C: J3, J5, RIO-3309L: J3/J5, RIO-3309S: J1/J2/J3/J5. RIO-3310S: J1/J2/J3/J5			
SCSI Controller	RIO-3302S/SP: Adaptec AIC-7892B Ultra 160 SCSI controller chip RIO-3309S: Adaptec AIC-7901 Ultra 320 SCSI controller chip supports RAID 0, 1, 10 RIO-3310S: Adaptec AIC-7901 Ultra 320 SCSI control chip supports RAID 0, 1, 10			
Power	Power Consumption	+3.3 V	+5 V	+12 V
		3 A	2 A	1 A
Environment		Operating		Non-Operating
	Temperature	0 ~ 60 °C (32 ~ 140 °F)		-20 ~ 80 °C (-4 ~ 176 °F)
	Humidity	-		5 ~ 95%, non-condensing
Physical Characteristics	Dimensions (W x D)	233.35 x 80 mm (9.2" x 1.5"), 1-slot width		
	Weight	0.4 Kg (0.88 lb)		




RIO-3302S




RIO-3309C




RIO-3309L



RIO-3309S-A1



RIO-3309S-A2



RIO-3310S

I/O Interfaces

I/O	Connector					Interface Location				
	RIO-3302	RIO-3309C	RIO-3309L	RIO-3309S	RIO-3310S	RIO-3302	RIO-3309C	RIO-3309L	RIO-3309S	RIO-3310S
Key Board	J3	J5	J5	J5	J5	Rear panel	Rear panel	Rear panel	Rear panel	Rear panel
Mouse	J3	J5	J5	J5	J5	Rear panel	Rear panel	Rear panel	Rear panel	Rear panel
COM1	J3	J5	J5	J5	J5	Rear panel	Internal	Rear panel/Internal	Internal	Rear panel
CompactFlash	J3	-	-	-	-	Internal	-	-	-	-
FDD	J3	J3	J3	J3	J3	Internal	Internal	Internal	Internal	Internal
IDE	J3	J3	J3	J3	J3/J5	Internal	Internal	Internal	Internal	Internal
FE LAN	J4	-	J5	J5	J5	Rear panel	-	Rear panel	Rear panel (optional)	Rear panel (option)
GbE LAN	-	J5	-	J5	J5	-	Rear panel	-	Rear panel	Rear panel
USB	J4	J5	J5	J5	J5	Rear panel	Rear panel/ Internal	Rear panel/Internal	Rear panel	Rear panel
VGA	J4	J5	J5	J5	J5	Rear panel	Rear panel	Rear panel	Rear panel	Rear panel
COM2	J4	J5	-	J5	J5	Rear panel	Rear panel	-	Rear panel	Rear panel
Ultra 160 SCSI (controller chip on board)	-	-	-	-	-	Internal	-	-	-	-
Ultra 320 SCSI (controller chip on board)	-	-	-	J1/J2	J1/J2	-	-	-	Rear panel/internal	Internal
Parallel	-	-	J3	J3	J3	-	-	Rear panel	Internal	Internal
SATA	-	-	-	-	-	-	-	-	-	Internal

Ordering Information

Part Number	Rear Panel I/O							On-board Header										2.5" HDD Carrier	Slot Width
	Keyboard	Mouse	COM	USB	LAN	VGA	SCSI	COM	USB	SCSI	IDE****		FDD	CF Socket	PIM	Parallel			
											40-pin	44-pin							
RIO-3302-A	1	1	2	1	2	1	-	-	-	-	2	1	1	1	-	--	Optional	1	
RIO-3302S-A	1	1	2	1	2	1	-	-	-	1***	2	1	1	1	-	--	Optional	1	
RIO-3302SP-A	1	1	2	1	2	1	1	-	-	1***	2	1	1	1	-	1	Optional	2	
RIO-3309C-A	1*	1*	1	1	2 (GbE)	1	-	1	1	-	1	-	1	-	-	1**	-	1	
RIO-3309L	1*	1*	1	1	1	1	-	1	1	-	1	-	1	-	-	1	-	1	
RIO-3309S-A1	1*	1*	1	1	2 (GbE)	1	-	1	1	1***	1	-	1	-	-	1	-	1	
RIO-3309S-A2	1*	1*	1	1	2 (GbE)	1	1***	1	1	-	1	-	1	-	-	1	-	1	
RIO-3310S-A1	1*	1*	2	1	2 (GbE)	1	-	-	1	1***	2	-	1	-	-	1	-	1	
RIO-3310S-A2	1*	1*	2	1	2 (GbE)	1	1***	-	1	1***	2	-	1	-	-	1	-	1	

* Y cable is included.

** An optional extension adapter will extend a 2-slot width panel.

*** Only add RIO-3310S has SCSI chipset on board.

**** The 40-pin and 44-pin connectors share the same bus; user can only use either one of the two connectors.