



cPCI-3965 Series

Low Power 3U CompactPCI® Intel® Core™2 Duo Processor Blade with Dual Independent Display

3U cPCI SBC



Features

- Low power Intel® Core™2 Duo 2.2GHz
- Dual Channel DDR2-667 SODIMM, up to 4GB
- VGA+DVI independent display
- Two PCI-Express Gigabit Ethernet egress ports
- Serial ATA and CompactFlash storage options

Specifications

Processor System

CPU	<p>µFC-PGA Intel® Core™2 Duo 2.2GHz (T7500), 4MB L2 cache, FSB 800MHz</p> <p>µFC-PGA Intel® Core™2 Duo LV 1.6GHz (L7500), 4MB L2 cache, FSB 800MHz</p> <p>µFC-PGA Intel® Celeron® 2.0GHz (550), 1MB L2 cache, FSB 533MHz</p>
Chipset	Intel® GME965 with ICH8M
RAM	Dual Channel DDR2-667 unbuffered non-ECC memory with two SO-DIMM sockets, up to 4GB capacity
BIOS	AMI® Core 8 16Mbit SPI Flash memory
CompactPCI Bus	32-bit/ 33 MHz CompactPCI® Bus
PICMG standard	PICMG® 2.0 CompactPCI R3.0 PICMG® 2.1 Hot Swap R2.0

Connectivity

Ethernet	Two PCI-Express Intel 82573L Gigabit Ethernet controllers Two GbE egress ports, one configurable to rear by software
Graphics	Integrated in GME965 One analog VGA port on front panel, supports up to 32bit, 2048x1536 resolution @ 75Hz refresh rate One DVI-D front port
USB	Maximum six USB 2.0 ports Four front panel USB 2.0 ports, two USB 2.0 ports on RTM
PS/2	One PS/2 KB/MS Combo Port
Serial Port	One RJ-45 RS-232 port on front panel, and one DB-9 RS-232 (TTL level) port on rear panel

Storage

SBC	One SATA port for 2.5" hard drive onboard One CompactFlash socket
RTM	Two 7-pin SATA ports on RTM for external hard drives

Operating System

OS	Microsoft Windows® XP Professional Microsoft Windows® Vista Enterprise Fedora™ Core 7
----	---

Miscellaneous

LED	Power, WDT
Battery	Coin cell Lithium Battery onboard for RTC CMOS RAM for BIOS configuration
Hardware monitoring	Integrated in super I/O IT8712F, monitoring CPU temperature, system temperature, Vcore and DC voltages
Watchdog Timer	Integrated in super I/O IT8712F, two stage watchdog timer, 1 to 15300 sec.

Mechanical & Environmental

Form Factor	3U 4HP/8HP CompactPCI® 100 mm x 160mm (L x W)
Operating Temp.	0 to 60°C standard (with forced air flow) -20 to 70°C extended temperature (optional)
Storage Temp.	-40 to 85°C
Rel. Humidity	90% @ 60°C (non-condensing)
Shock	15G peak-to-peak, 11ms duration, non-operating
Vibration	88Grms, 5-500Hz, each axis, operating IEC68-2-64 standard
Power Consumption	Core™2 Duo 2.2GHz (T7500), 2x 2GB SODIMM under Windows XP with 100% CPU loading
	Current(A) Power(W)
	5V 6.2 31.0
	3.3V 0.7 2.3
	Total 33.3

Safety & EMI

Certifications	CE, FCC Class A
----------------	-----------------

I/O Table


Function	cPCI-3965 (4HP)		cPCI-3965D (8HP)		cPCI-R3920(T)-1	
	Face-plate	Onboard	Face-plate	Onboard	Face-plate	Onboard
GbE	Y x2		Y x2		Y*	
USB 2.0	Y x2		Y x4		Y x2	
VGA	Y (DB-15)		Y (DB-15)			
DVI-D			Y			
COM			Y (RJ-45)		Y (DB-9)	
SATA				Y		Y x2 (7-pin)
CF		Y		Y		
PS/2 KB/MS			Y			
LED	Y x2		Y x2			
Reset Button	Y		Y			

Note: * Switched from front GbE port by BIOS

Ordering Information

Model Number	Description/Configuration
CPU Board	
cPCI-3965/550/M1G	4HP 3U CompactPCI® with Celeron® 2.0GHz (550) processor and 2x 512MB SODIMM
cPCI-3965/T75/M1G	4HP 3U CompactPCI® with Core™2 Duo 2.2GHz (T7500) processor and 2x 512MB SODIMM
cPCI-3965/T75/M2G	4HP 3U CompactPCI® with Core™2 Duo 2.2GHz (T7500) processor and 2x 1GB SODIMM
cPCI-3965D/T75/M2G	8HP 3U CompactPCI® with Core™2 Duo 2.2GHz (T7500) processor and 2x 1GB SODIMM
cPCI-3965D/T75/M4G	8HP 3U CompactPCI® with Core™2 Duo 2.2GHz (T7500) processor and 2x 2GB SODIMM
cPCI-3965D/L75/M2G	8HP 3U CompactPCI® with Core™2 Duo 1.6GHz (L7500) processor and 2x 1GB SODIMM
Rear Transition Module	
cPCI-R3920-1	4HP Rear Transition Module for cPCI-3965(D), 50mm depth
cPCI-R3920T-1	4HP Rear Transition Module for cPCI-3965(D), 80mm depth

Contact us for more CPU, memory & HDD options.



cPCI-R3920T-1