




PICMG Backplane




PBP-03P2
Vertical 3-slot (2xPCI) PICMG Backplane
 - Fit for Portwell's 1U chassis
 - ATX power connector support




PBP-03P2X
Vertical 3-slot (2xPCI) PICMG Backplane
 - Fit for Portwell's 1U chassis
 - ATX power connector support




PBP-02V1
Vertical 2-slot (1xPCI) PICMG Backplane
 - Fit for 1U chassis
 - AT power connector support



PBP-02V1X
Vertical 2-slot (1xPCI) PICMG Backplane
 - Fit for 1U chassis
 - ATX power connector support




PBP-06P464
6-slot (4x64-bit PCI) PICMG Backplane
 - Fit for node chassis
 - ATX and AT power connector support




PBP-06V464
Vertical 6-slot (4x64-bit PCI) PICMG Backplane
 - Fit for 2U chassis
 - ATX power connector


PICMG 1.2 Backplane



PBP-06P564
6-slot (2xPCI-X, 3xPCI) 64-bit PICMG 1.2 Backplane
 - Fit for 6-slot node chassis
 - ATX & aux power connectors support




PBP-14PD64
14-slot (8xPCI-X, 4xPCI) 64-bit PICMG 1.2 Backplane
 - Support 4 independent buses with ROBO-8820VG2H & PA-B1
 - Three PCI-X buses; one PCI bus
 - ATX & aux power connectors support




PBP-06V564
Vertical 6-slot (2xPCI-X, 3xPCI) 64-bit PICMG 1.2 Backplane
 - Fit for 2U chassis
 - ATX power connector support

PICMG 1.3 Backplane



PBPE-06V
Vertical 5-slot [PCI-E x1 (4), PCI-E x16 (1)] PICMG 1.3 Backplane
 - Fit for 2U chassis
 - Four USB ports
 - Dual SATA port
 - 24-pin ESP12V power connector



PBPE-13A8
13-slot [PCI (8), PCI-E x16 (1), PCI-E x1 (3)] PICMG 1.3 Backplane
 - Fit for 4U chassis
 - Four USB ports
 - Dual SATA port
 - 24-pin ESP12V power connector