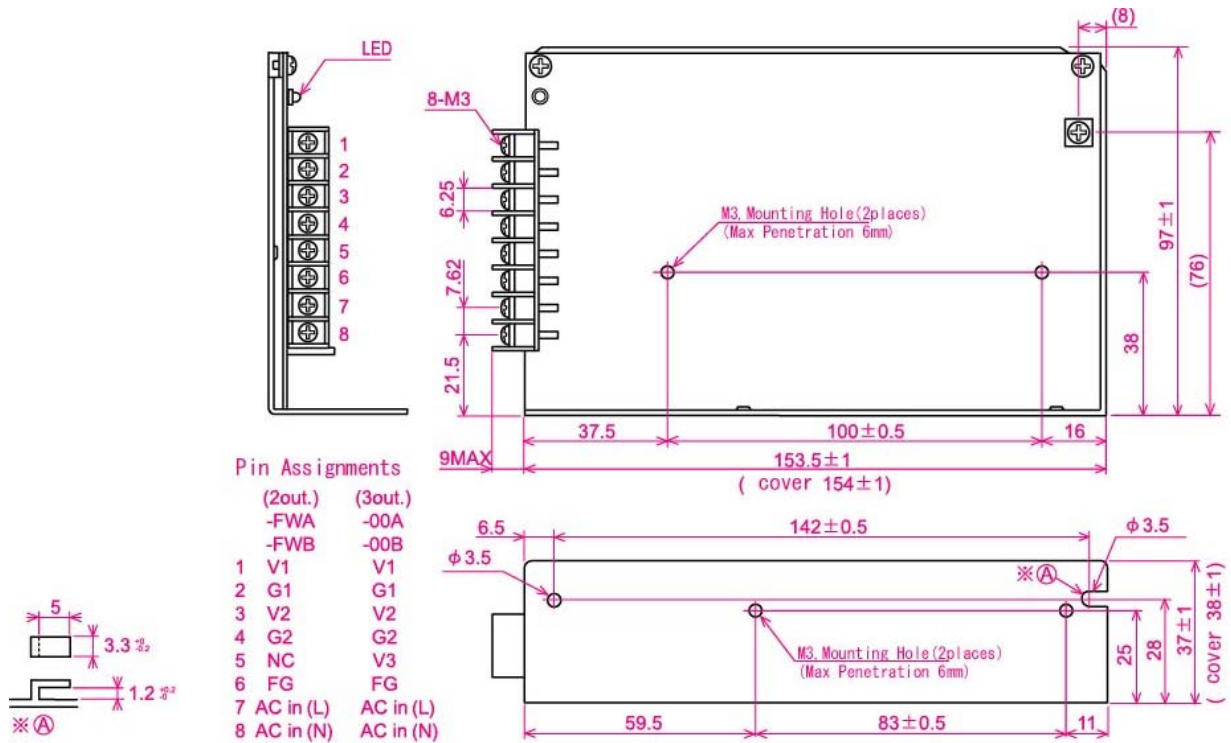


Specifications<AC/DC>	Model			
<b>ERA**FWB</b> 25W ATTS /20 OUTPUTS	ERA21FWB-B	ERA22FWB	ERA23FWB	ERA24FWB-B
<b>Input Characteristic</b>				
Input Voltage	AC200V(DC260V)			
Input Range	AC170-264V(DC220-350V)			
Input Frequency	50/60Hz			
Input Frequency Range	47-440Hz			
Phase	Single			
Inrush Current *1	30A(maximum)at AC200V			
Efficiency [%] (typical) *2	70	70	70	70

### Dimension (mm)



## ERT\*\*FWA Specification

Specifications<AC/DC>	Model								
ERB**FWB 50WATTS/2OUTPUTS	ERB21FWB-B	ERB22FWB-B	ERB23FWB	ERB24FWB-B	ERB25FWB	ERB26FWB	ERB27FWB	ERB28FWB	ERB29FWB
<b>Output Characteristic</b>									
Output Voltage [V]	24	5	12	12	15	15	24	5	
Output Current [A]	0.2-1.7(Peak2)	1.8	0.4-3.0(Peak3.5)	1.2	0.3-1.8	1.5	0.4-3.4(Peak4)	1.8	
Voltage Adjust Range	V1:+3%/-0% of Rated Output Voltage(at no load within the input range) V2:fixed with tolerance of +/-3.5%(at no load within the input range)								
Ripple and Noise [mVp-p](maximum) *3	290	100	170	170	200	200	290	100	
<b>Regulation</b>									
Statistic Line Regulation [mV](maximum)	120	25	60	60	75	75	120	25	
Statistic Load Regulation [mV](maximum)	240	50	120	120	150	150	240	50	
Temperature Coefficient *4	0.03%/°C								
Drift[mV](maximum) *5	135	40	75	75	90	90	135	40	
Dynamic Load Regulation [mV](typical) *6	not specified								
Recovery Time *6	not specified								
Rise up time	200mS(maximum) at 25°Cand rated input/output								
Hold up time	20mS(minimum) at 25°Cand rated input/output								
<b>Functions</b>									
Overcurrent Protection $\geq$ 05% of Rated Output Current[A]	V1:Current Limiting with automatic recovery V2:by the regulator I.C's characteristics								
	$\geq$ Peak	-	$\geq$ Peak	-	1.89	-	$\geq$ Peak	-	
Overvoltage Protection $\geq$ 12% of Rated Output Voltage[V]	V1:output shutdown(to reset,leave 30seconds after shut-off) V2:not available								
	26.9	-	13.4	-	16.8	-	26.9	-	
Remote Sense	not available								
Remote On/Off	not available								
<b>Environmental</b>									
Operating Temperature	-5 to +50°C[enclosed type:-5 to 50°Cat vertical mount/-5 to 40°Cat horizontal mount]								
Operating Humidity	85%RH(non-condensing)								
Storage Temperature	-20 to +85°C								
Storage Humidity	85%RH(non-condensing)								
Withstanding Voltage	Primary-Secondary AC2,500V for 1minute Primary-Frame Ground AC2,500V for 1minute Secondary-Frame Ground AC500V for 1minute								
Isolation Resistance	Primary-Secondary-Frame Ground 50MΩ(minimum) by DC500V insulation tester								
Vibration	5-10Hz:10mm double amplitude,10-55Hz:19.6m/s <sup>2</sup> ,20minutes' period for 60minutes each along X,Y,Z axes(non-operating)								
Shock	294m/s <sup>2</sup>								
Cooling	Convection								
? Leakage Current	1mA(maximum) at 25°Crated input/output and rated input frequency								
? Line conducted noise	Built to meet FCC Part15-B Class B								
? Safety									
Weight (typical)	400g/enclosed type:450g								
? MTBF [H]	520,000								
? Switching Frequency[kHz](typical) *7	30	30	40	40	40	40	40	40	40

Conditions:

\*1 at cold start

\*2 at DC260V input and rated output

\*3 measured by a bayonet probe at output connector at 0 to 100MHz bandwidth

\*4 at -5 to +50°Cenclosed type: at -5 to +40°C

\*5 for 7hour period after 1hour warm-up at 25°Cand rated input/output

\*6 when output current changed from 25% to 75% of rated output current rapidly at AC200V input

\*7 variable on input voltage and load conditions

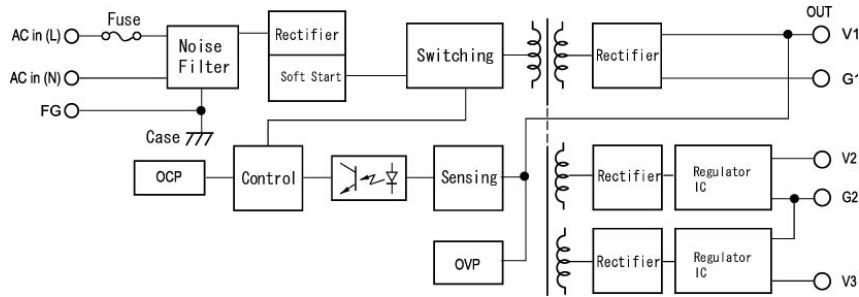


# ETA-USA

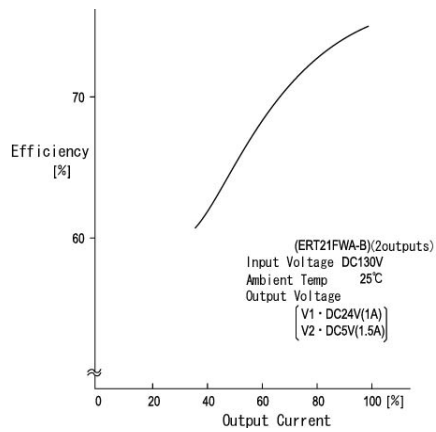
HIGH QUALITY SWITCHING POWER SUPPLIES

ETA-USA Tel: 408-778-2793 Fax: 408-779-2753 e-mail: sales@eta-usa.com

### Block Diagram



### Efficiency Curve



### OCP Curve

